

The logo for Keppel DC REIT, featuring the word "Keppel" in white on a grey background, followed by "DC REIT" in red. The background of the entire slide is a photograph of a server room with rows of server racks, illuminated with blue and green lights. A large, semi-transparent red arrow graphic points from the bottom left towards the top right, crossing the text.

Keppel DC REIT

Investor Presentation

Aug 2022

Outline

Key Highlights	3
Financial Results	7
Portfolio Updates	13
Outlook	17
Additional Information	21

Constituent of:

 FTSE Straits Times Index

 FTSE EPRA Nareit Global Developed Index

 MSCI Singapore Small Cap Index

 Solutions for customized property indices
GPR 250 Index Series

Awards and Certifications:

Key Highlights

1H 2022 Key Highlights



Sustainable Financial Growth

Higher Distributable Income
\$91.2m

for 1H 2022, 8.2% higher y-o-y, due mainly to contributions from accretive acquisitions.

Continued DPU growth
5.049 cents¹

for 1H 2022, an increase of 2.5% y-o-y.

Annualised DPU yield
5.1%

based on the market closing price of \$1.970 per Unit at 30 Jun 2022.



Resilient & Diversified Portfolio

Growth in AUM
\$3.5b

as at 30 Jun 2022.

High Portfolio Occupancy
98.2%

as at 30 Jun 2022.

Long Portfolio WALE²
7.6 years

by area.



Healthy Balance Sheet

Aggregate Leverage³
35.3%

as at 30 Jun 2022.

High Interest Coverage
9.2 times

as at 30 Jun 2022.

Average Cost of Debt⁴
1.9%

as at 30 Jun 2022.

1. DPU was computed based on the distributable income to Unitholders after the deduction of Capex Reserves that has been set aside.
2. By area. WALE by rental income was 5.1 years as a higher proportion of rental income is from colocation assets, which typically have shorter contractual periods.
3. Computed based on gross borrowings and deferred payment as a percentage of deposited properties, both of which do not consider the lease liabilities pertaining to land rent options. Aggregate leverage as at 31 Dec 2021 was 34.6%.
4. Including amortisation of upfront debt financing costs and excluding lease charges.



Guangdong Data Centre 3 (Left) & Guangdong Data Centre 2 (Right), China

Located within the Greater Bay Area, one of China's most vibrant economic regions and one of China's eight national computing hubs

Key Highlights: Accretive Acquisitions in Guangdong

- **DPU-accretive acquisitions of Guangdong Data Centre 2 and 3 in Jiangmen, Guangdong Province**
 - DPU accretion of 2.7%¹
 - Master leased on a triple net basis² for 15 years³ to Guangdong Bluesea Data Development (Bluesea)
 - Bluesea has an agreement with one of the top 3 telecommunication companies in China to market these data centres
- **Strengthen our presence in Asia Pacific**
 - Guangdong is one of the fastest growing data centre locations in China
- **Improve portfolio occupancy and WALE**

	Guangdong Data Centre 2	Guangdong Data Centre 3
Description	<ul style="list-style-type: none"> – 7-storey fully-fitted data centre – Code for Design of Data Centre Grade A GB4 	
Expected Acquisition Completion Date	12 Aug 2022	By 3Q 2023
Lettable Area	20,310 sm (218,615 sq ft)	20,610 sm (221,847 sq ft)
Land Tenure	Leasehold with approx. 45 years remaining (as at Jun 2022)	
Purchase Consideration ⁵	RMB 690.3m (approx. S\$142.2m)	RMB 690.3m (approx. S\$142.2m)
Valuations as at 1 Jun 2022 ⁵	RMB 698.0m (approx. S\$143.8m)	RMB 691.0m (approx. S\$142.3m)
Intended Funding Method	Debt, equity and/or existing cash	

Focused on Growing Data Centre Portfolio

Keppel DC REIT

Assets under Management

\$3.5b¹

21 data centres across 9 countries
as at 30 June 2022

AUM Breakdown (as at 30 Jun 2022) ³			
Asia Pacific	69.8%	Europe	30.2%
Singapore	55.7%	UK	6.1%
Malaysia	0.6%	Netherlands	7.0%
China	4.1%	Ireland	8.0%
Australia	9.4%	Italy	1.6%
		Germany	7.5%

Potential Data Centre Assets for Acquisitions

>\$2b

Data centre assets under development and management through Keppel T&T², and Keppel's private data centre funds

- KEPPEL'S ASSETS**
- AUSTRALIA
 - CHINA
 - INDONESIA
 - SINGAPORE
 - THE NETHERLANDS



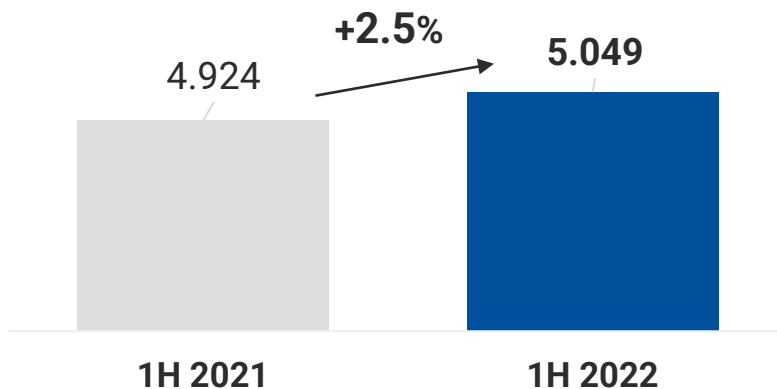
1. Excludes Guangdong Data Centre 2 and Guangdong Data Centre 3.
2. Keppel T&T has granted the Rights of First Refusal (ROFR) to Keppel DC REIT for future acquisition opportunities of its data centre assets.
3. Includes investment in debt securities and preference shares issued by NetCo. This investment is excluded from the rental income breakdown by trade sector and rental income by type of contracts as it is not a real estate investment.

Financial Results

Higher Distributable Income and DPU

- Higher distributable income and DPU in 1H 2022 was mainly due to contributions from the:
 - Acquisitions of Guangdong Data Centre, London Data Centre and Eindhoven Campus
 - NetCo debt securities
 - Asset enhancement initiatives (AEI) at DC1 and the Dublin assets
 - Completion of Intellicentre 3 East Data Centre

Distribution Per Unit (cents)¹



Distribution

for the period from 1 Jan to 30 Jun 2022

DPU	5.049 cents ¹
Ex-distribution Date	1 Aug 2022
Record Date	2 Aug 2022
Payment Date	9 Sep 2022

Delivering Sustainable DPU Growth

(\$'000)	1H 2022	1H 2021	+ / (-) %
Distributable Income	91,158	84,256	+8.2
<u>Comprising:</u>			
Gross Revenue	135,540	135,147	+0.3
Property Expenses	(12,305)	(11,313)	+8.8
Net Property Income	123,235	123,834	(0.5)
Finance Income	4,120	40	>100
Distribution per Unit¹ (DPU) (cents)	5.049	4.924	+2.5
Distribution Yield² (%)	5.13	3.96	+117 bps

- Increase in gross revenue was partially offset by:
 - Net lower contributions from the Singapore colocation assets;
 - Divestment of iseek Data Centre;
 - Depreciation of the EUR, AUD and GBP against SGD
- Received one-off government incentives for Guangdong Data Centre
- Higher property expenses due to the addition of Eindhoven Campus and higher property-related expenses at the Dublin assets following the completion of AElS
- Higher finance income mainly due to coupon income from NetCo debt securities

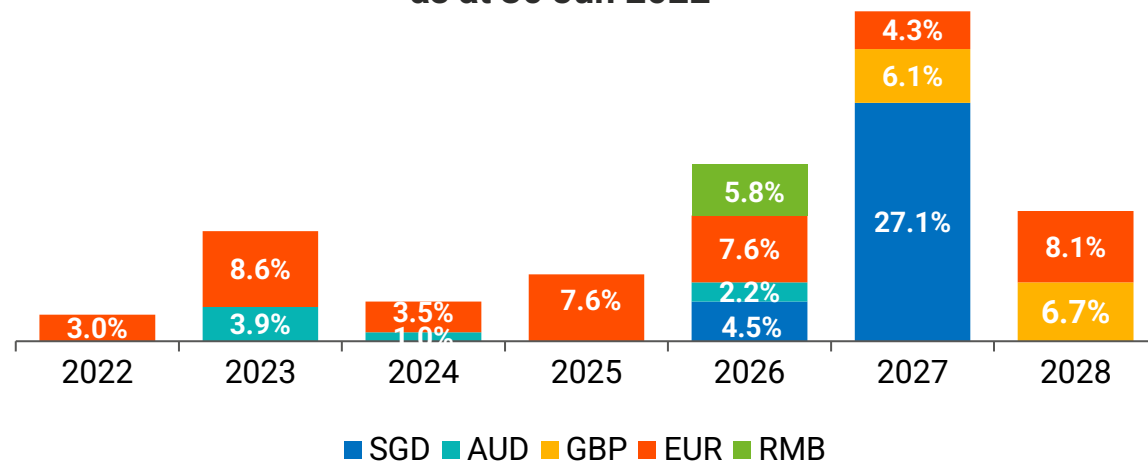
Healthy Balance Sheet

(\$'000)	As at 30 Jun 2022	As at 31 Dec 2021	+ / (-) %
Investment Properties	3,465,109	3,401,436	+1.9
Total Assets	3,885,696	3,780,150	+2.8
Gross Borrowings ¹	1,353,726	1,289,580	+5.0
Total Liabilities	1,494,868	1,444,474	+3.5
Unitholders' Funds	2,348,255	2,293,247	+2.4
Units in Issue ('000)	1,717,756	1,715,512	+0.1
Net Asset Value (NAV) per Unit (\$)	1.37	1.34	+2.2
Unit Price (Closing price of last trading day) (\$)	1.97	2.47	(20.2)
Premium to NAV (%)	+43.8	+84.3	(40.5pp)

Well-staggered Debt Maturity Profile

- Obtained credit facilities for RMB 480 mil and EUR 30 mil for 5 years in 3Q 2022
- Diversified sources of funding with issuance of EUR 75 mil fixed rate notes due in 2028

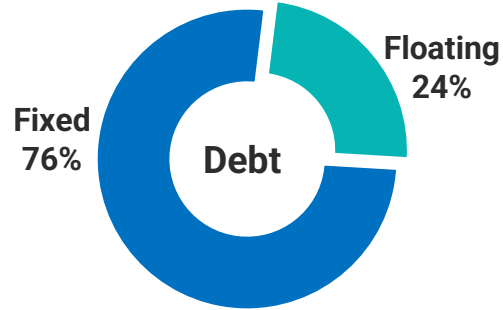
Debt Maturity Profile
as at 30 Jun 2022



	As at 30 Jun 2022	Change from 31 Mar 2022
Available Facilities	~\$537.4 mil of undrawn credit facilities	▼ (\$26.2 mil)
Aggregate Leverage¹	35.3%	▼ (80 bps)
Average Cost of Debt²	1.9%	▲ +10 bps
Weighted Average Debt Tenor	4.1 years	▲ +0.3 years
Weighted Average Hedge Tenor	3.6 years	▲ +0.2 years
Interest Coverage Ratio (ICR)	9.2 times	▼ 0.8 times

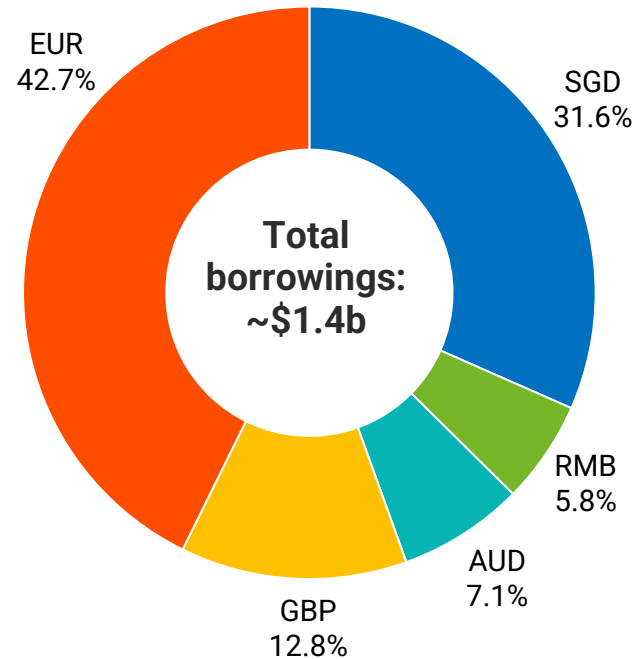
Proactive Management of Interest Rates and Forex

Majority of loans hedged through floating-to-fixed interest rate swaps

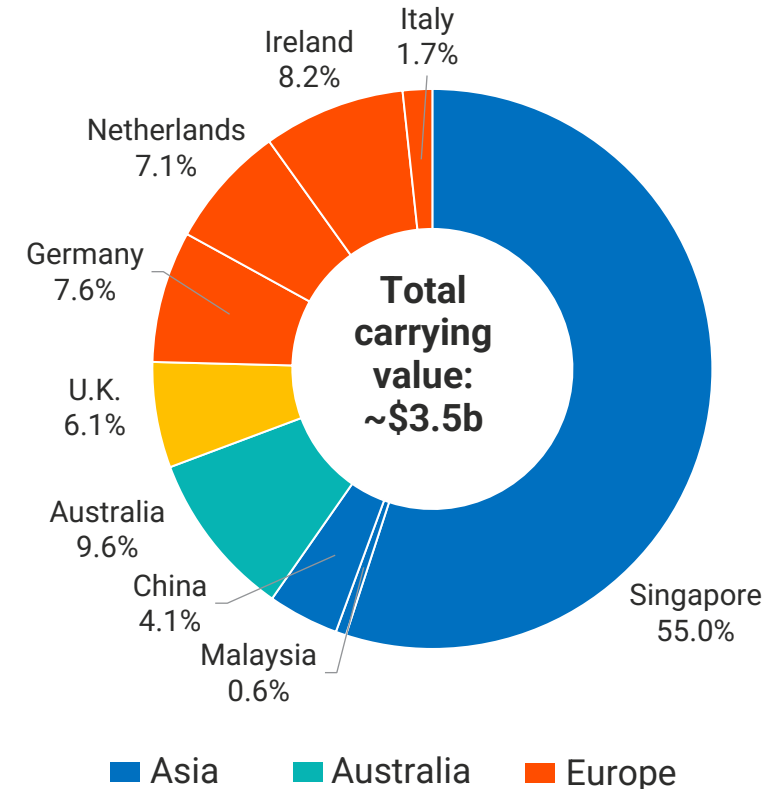


- With the 76% hedge in place, a 100bps rise in the interest rates would only affect the remaining 24% unhedged borrowings. A 100bps increase would have an ~1.6%¹ impact to 2Q 2022's DPU on a pro forma basis
- Remaining unhedged borrowings largely in EUR
- Substantially hedged forecast foreign-sourced distributions till 2H 2023 with foreign currency forward contracts
- Adopted natural hedging by borrowing in currencies that match the corresponding investments to the extent possible

Debt currency breakdown (as at 30 Jun 2022)



Investment properties breakdown² (as at 30 Jun 2022)



Portfolio Updates



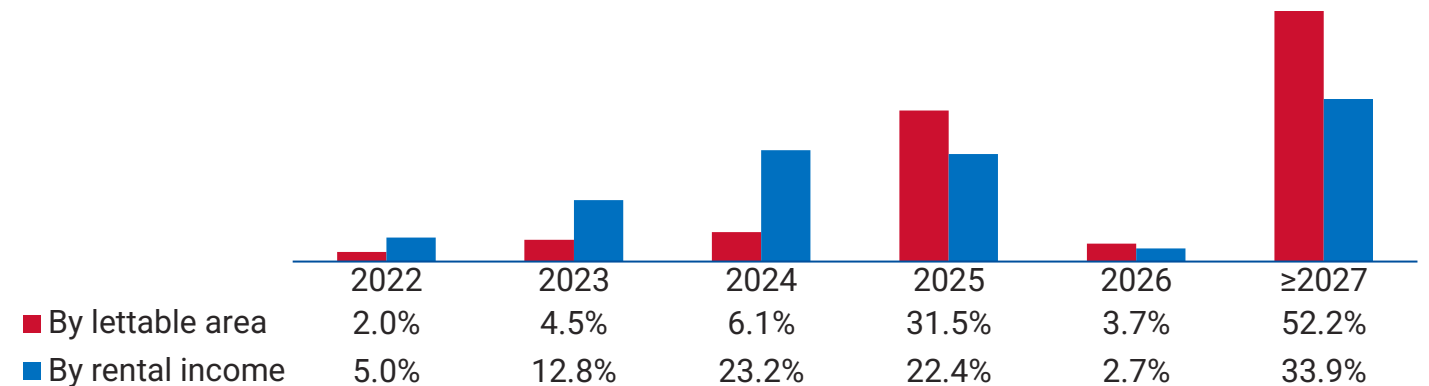
Stable income stream underpinned by healthy portfolio occupancy and long WALE

<p>High Portfolio Occupancy 98.2% as at 30 Jun 2022</p>	<p>Long Portfolio WALE 7.6 years² By area</p>
---	--

Proactive Portfolio Management

- Strong portfolio occupancy and WALE of 98.2%¹ and 7.6 years² respectively
- Continued leasing momentum³ with healthy renewals and expansion by existing clients
- Built-in income and rental escalations based on Consumer Price Index or similar indexation, or fixed rate mechanisms make up more than half of the portfolio, with the WALE by rental income of contracts with no escalation at approx. 2.6 years

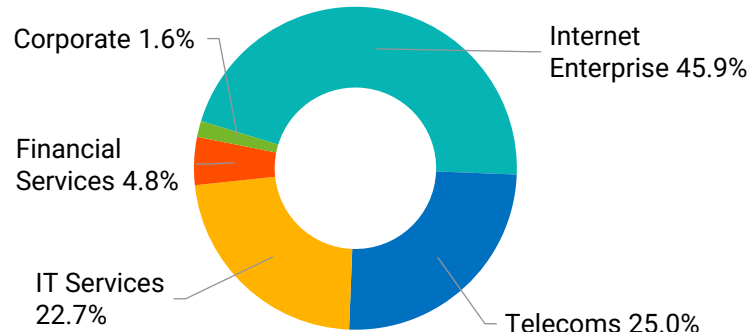
Well-Spread Expiry Profile (as at 30 Jun 2022)



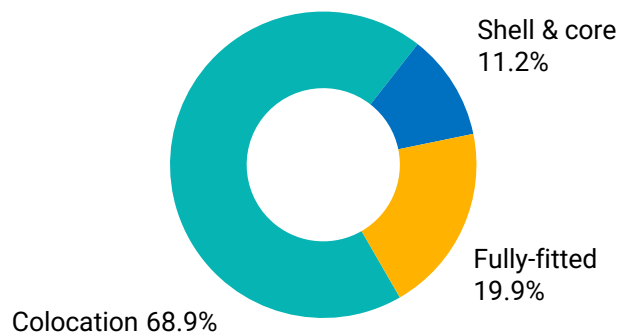
Income Stability Underpinned by Diversified Client Mix

- High-quality client base of largely investment grade or equivalent credit profile
- Well-diversified client base

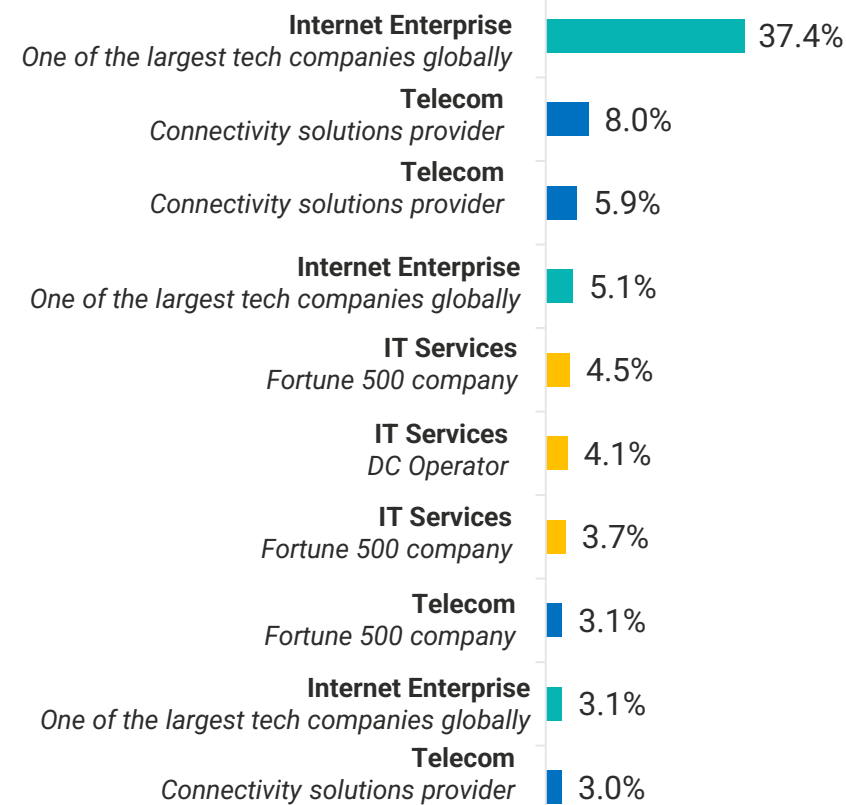
Rental Income by Trade Sector
(for the month of Jun 2022)¹



Rental Income by Type of Contracts
(for the month of Jun 2022)¹



Top 10 Clients
(for the month of Jun 2022)¹



Contract Type	Client Count	WALE ² (years)	Ownership of Data Centre Components		
			M&E Equipment	Facility Management	Servers & Racks
Colocation	Multi	2.8	✓	✓	-
Fully-fitted	Single	11.9	✓	-	-
Shell & core	Single	7.2	-	-	-

Commitment to ESG Excellence

Environmental Stewardship



- Signatory of the **Climate Neutral Data Centre Pact** in Europe
- Renewable electricity procured for all our Dublin assets
- Our assets have either/or a combination of **sustainability awards, accreditations and certifications**

People & Community




- Dedicated **>630 community hours** in 2021, in conjunction with Keppel Capital



Responsible Business



- Dedicated **Board ESG Committee**
 - To develop and articulate ESG strategy
 - Provide oversight of sustainability initiatives across business operations
 - Review the implementation and integration of the ESG Framework
- Achieved above satisfactory score for **annual customer satisfaction survey**
- **MSCI ESG RATINGS**  ¹

CCC	B	BB	BBB	A	AA	AAA
-----	---	----	-----	---	----	-----
- Engaged with **>800** analysts and institutional investors in 2021

Outlook

Data Centre Growth Supported by Strong Global Demand



- Worldwide end-user spending on public cloud services to grow 20.4% to US\$494.7 bil in 2022 and to nearly US\$600.0 bil by 2023¹



- Worldwide spend on data systems to grow 5.5% to US\$218.6 mil in 2022 and to US\$230.4mil in 2023²



- Asia Pacific is set to become the world's largest data centre region over the next decade, fuelled by demand from hyperscalers and governments⁴



- European data centre revenues to increase 57% to EUR 17.5 bil and public cloud revenues to increase 44% to EUR 103.1 bil by 2026⁵



Keppel DC Singapore 3,
Singapore

**Diversified global portfolio
with strong Asia Pacific
presence**

Well-Positioned for Growth

The Manager will continue to capitalise on growth opportunities in the data centre industry, and strengthen Keppel DC REIT's global presence.

Value Creation for Stakeholders



Diversified portfolio of data centres with a predominantly Asia focus

- Strong operational expertise and proven growth track record
- Proactive asset management to optimise portfolio returns
- Large and stable client base



Focused and disciplined investment strategy

- Global mandate to invest in data centres, and real estate and assets necessary to support the digital economy
- Over \$2 bil worth of data centre assets under development and management through our sponsor, Keppel T&T¹, and Keppel's private data centre funds



Ongoing commitment to sustainability

- Align reporting with TCFD recommendations
- Progressively reduce carbon emissions and utilise renewable energy, where available
- Ensure strong corporate governance
- Make a difference to the local communities

1. Keppel T&T has granted the Rights of First Refusal (ROFR) to Keppel DC REIT for future acquisition opportunities of its data centre assets.

Thank You

Important Notice: The past performance of Keppel DC REIT is not necessarily indicative of its future performance. Certain statements made in this presentation may not be based on historical information or facts and may be “forward-looking” statements due to a number of risks, uncertainties and assumptions. Representative examples of these factors include (without limitation) general industry and economic conditions, interest rate trends, cost of capital and capital availability, competition from similar developments, shifts in expected levels of property rental income, changes in operating expenses, including employee wages, benefits and training, property expenses and governmental and public policy changes, and the continued availability of financing in the amounts and terms necessary to support future business.

Prospective investors and unitholders of Keppel DC REIT (“Unitholders”) are cautioned not to place undue reliance on these forward-looking statements, which are based on the current view of Keppel DC REIT Management Pte. Ltd., as manager of Keppel DC REIT (the “Manager”) on future events. No representation or warranty, express or implied, is made as to, and no reliance should be placed on, the fairness, accuracy, completeness or correctness of the information, or opinions contained in this presentation. None of the Manager, the trustee of Keppel DC REIT or any of their respective advisors, representatives or agents shall have any responsibility or liability whatsoever (for negligence or otherwise) for any loss howsoever arising from any use of this presentation or its contents or otherwise arising in connection with this presentation. The information set out herein may be subject to updating, completion, revision, verification and amendment and such information may change materially. The value of units in Keppel DC REIT (“Units”) and the income derived from them may fall as well as rise. Units are not obligations of, deposits in, or guaranteed by, the Manager or any of its affiliates. An investment in Units is subject to investment risks, including the possible loss of the principal amount invested.

Investors have no right to request the Manager to redeem their Units while the Units are listed. It is intended that Unitholders may only deal in their Units through trading on Singapore Exchange Securities Trading Limited (“SGX-ST”). Listing of the Units on SGX-ST does not guarantee a liquid market for the Units.

For more information, please visit: www.keppeldcreit.com

Connect with us on: 

Additional Information

Portfolio Overview (as at 30 June 2022)

	Location	Interest	Attributable lettable area (sq ft)	No. of clients ¹	Occupancy rate (%)	Valuation ²	Lease type	WALE (years) ³	Land lease title
Asia Pacific									
Keppel DC Singapore 1	Singapore	100%	109,721	24	92.6 ⁴	S\$336.0m	Keppel lease / Colocation	2.5	Leasehold (Expiring 30 Sep 2025, with option to extend by 30 years)
Keppel DC Singapore 2	Singapore	100%	38,480	5	98.2	S\$183.0m	Keppel lease / Colocation	2.3	Leasehold (Expiring 31 Jul 2051)
Keppel DC Singapore 3	Singapore	90%	49,433	2	100.0	S\$280.8m	Keppel lease / Colocation	2.3	Leasehold (Expiring 31 Jan 2052)
Keppel DC Singapore 4	Singapore	99%	83,698	6	95.7	S\$421.7m	Keppel lease / Colocation	2.9	Leasehold (Expiring 30 Jun 2050)
Keppel DC Singapore 5	Singapore	99%	92,889	3	100.0	S\$356.4m	Keppel lease / Colocation	2.1	Leasehold (Expiring 31 Aug 2041)
DC1	Singapore	100%	213,815	1	100.0	S\$273.0m	Triple-net (Fully-fitted)	13.8	Leasehold (Expiring 31 Jul 2044)
Basis Bay Data Centre	Cyberjaya, Malaysia	99%	48,193	1	40.2	MYR 67.3m (S\$21.9m)	Colocation	4.5	Freehold
Gore Hill Data Centre	Sydney, Australia	100%	90,955	3	100.0	A\$230.0m (S\$224.1m)	Triple-net (Shell & core) / Colocation	3.5	Freehold
Intellicentre Campus	Sydney, Australia	100%	174,042	1	100.0	A\$105.0m (S\$102.3m)	Triple-net (Shell & core)	19.0	Freehold
Guangdong Data Centre	Guangdong Province, China	100%	221,689	1	100.0	RMB690.0m (S\$148.0m)	Triple-net (Fully-fitted)	14.5	Leasehold (Expiring 17 Jan 2067)

Portfolio Overview (as at 30 June 2022)

	Location	Interest	Attributable lettable area (sq ft)	No. of clients ¹	Occupancy rate (%)	Valuation ²	Lease type	WALE (years) ³	Land lease title
Europe									
London Data Centre	London, United Kingdom	100%	94,867	1	100.0	£57.0m ⁴ (S\$104.0m)	Triple-net (Shell & core)	17.0	Freehold
Cardiff Data Centre	Cardiff, United Kingdom	100%	79,439	1	100.0	£26.0m (S\$47.4m)	Triple-net (Shell & core)	9.0	Freehold
GV7 Data Centre	London, United Kingdom	100%	24,972	1	100.0	£36.0m (S\$65.7m)	Triple-net (Fully-fitted)	4.6	Leasehold (Expiring 28 Sep 2183)
Almere Data Centre	Almere, The Netherlands	100%	118,403	1	100.0	€100.0m (S\$155.3m)	Double-net (Fully-fitted)	6.2	Freehold
Amsterdam Data Centre	Amsterdam, The Netherlands	100%	141,698	10	99.4	€29.0m (S\$45.0m)	Double-net (Shell & core)	3.1	Freehold
Eindhoven Campus	Eindhoven, The Netherlands	100%	83,841	3	100.0	€37.0m (S\$57.4m)	Double-net (Shell & core)	5.8	Freehold
Keppel DC Dublin 1	Dublin, Ireland	100%	65,867	24	95.8	€97.0m (S\$150.6m)	Colocation	3.2	Leasehold (Expiring 31 Dec 2998)
Keppel DC Dublin 2	Dublin, Ireland	100%	28,128	4	100.0	€91.0m (S\$141.3m)	Colocation	6.4	Leasehold (Expiring 31 Dec 2997)
Milan Data Centre	Milan, Italy	100%	165,389	1	100.0	€39.0m (S\$60.5m)	Double-net (Shell & core)	5.5	Freehold
maincubes Data Centre	Offenbach am Main, Germany	100%	97,043	1	100.0	€100.0m (S\$155.3m)	Triple-net (Fully-fitted)	10.8	Freehold
Kelsterbach Data Centre	Kelsterbach, Germany	100%	540,869	1	100.0	€80.0m (S\$124.2m)	Triple-net (Shell & core)	3.5	Freehold

Overview of Contractual Arrangements

Asia Pacific	Contractual Arrangement	Description	Responsibilities of Owner			
			Property Tax	Building Insurance	Maintenance Opex	Refresh Capex
Keppel DC Singapore 1	Keppel lease ¹ / Colocation ²	<ul style="list-style-type: none"> Client: Pays rent Owner: Bears all expenses; responsible for facilities management 	✓	✓	✓	✓
Keppel DC Singapore 2	Keppel lease ¹ / Colocation ²	<ul style="list-style-type: none"> Client: Pays rent Owner: Bears all expenses; responsible for facilities management 	✓	✓	✓	✓
Keppel DC Singapore 3	Keppel lease ¹ / Colocation ²	<ul style="list-style-type: none"> Client: Pays rent Owner: Bears all expenses; responsible for facilities management 	✓	✓	✓	✓
Keppel DC Singapore 4	Keppel lease ¹ / Colocation ²	<ul style="list-style-type: none"> Client: Pays rent Owner: Bears all expenses; responsible for facilities management 	✓	✓	✓	✓
Keppel DC Singapore 5	Keppel lease ¹ / Colocation ²	<ul style="list-style-type: none"> Client: Pays rent Owner: Bears all expenses; responsible for facilities management 	✓	✓	✓	✓
DC1	Triple-net lease	<ul style="list-style-type: none"> Client: Pays rent and all outgoings except insurance for the shell of the building, responsible for facilities management 	-	✓	-	-
Basis Bay Data Centre	Colocation ²	<ul style="list-style-type: none"> Client: Pays rent; responsible for facilities management Owner: Bears pre-agreed facilities management amount, insurance and property tax 	✓	✓	✓	✓
Gore Hill Data Centre (for one client)	Triple-net lease	<ul style="list-style-type: none"> Client: Pays rent and all outgoings; responsible for facilities management in their space 	-	-	-	-
Gore Hill Data Centre (for two clients)	Colocation ²	<ul style="list-style-type: none"> Client: Pays rent Owner: Bears all expenses; responsible for facilities management 	✓	✓	✓	✓
Intellicentre Campus	Triple-net lease	<ul style="list-style-type: none"> Client: Pays rent and all outgoings; responsible for facilities management 	-	-	-	-
Guangdong Data Centre	Triple-net lease	<ul style="list-style-type: none"> Client: Pays rent and all outgoings except real estate tax where the lessee shall bear up to a certain threshold; responsible for facilities management 	✓	-	-	-

Overview of Contractual Arrangements

Europe	Contractual Arrangement	Description	Responsibilities of Owner			
			Property Tax	Building Insurance	Maintenance Opex	Refresh Capex
London Data Centre	Triple-net lease	■ Client: Pays rent and all outgoings; responsible for facilities management	-	-	-	-
Cardiff Data Centre	Triple-net lease	■ Client: Pays rent and all outgoings; responsible for facilities management	-	-	-	-
GV7 Data Centre	Triple-net lease	■ Client: Pays rent and all outgoings; responsible for facilities management	-	-	-	-
Almere Data Centre	Double-net lease	■ Client: Pays rent and all outgoings except building insurance and owner's property tax; responsible for facilities management	✓	✓	-	-
Amsterdam Data Centre	Double-net lease	■ DC Client: Pays rent and all outgoings except building insurance and owner's property tax; responsible for facilities management in their space	✓	✓	-	-
Eindhoven Campus	Double-net lease	■ DC Client: Pays rent and all outgoings except building insurance and owner's property tax; responsible for facilities management in their space	✓	✓	-	-
Keppel DC Dublin 1	Colocation ^{1,2}	■ Client: Pays rent ■ Owner: Bears all expenses; responsible for facilities management	✓	✓	✓	✓
Keppel DC Dublin 2	Colocation ^{1,2}	■ Client: Pays rent ■ Owner: Bears all expenses; responsible for facilities management	✓	✓	✓	✓
Milan Data Centre	Double-net lease	■ Client: Pays rent and all outgoings except building insurance and owner's property tax; responsible for facilities management	✓	✓	-	-
maincubes Data Centre	Triple-net lease	■ Client: Pays rent and all outgoings; responsible for facilities management	-	-	-	-
Kelsterbach Data Centre	Triple-net lease	■ Client: Pays rent and all outgoings; responsible for facilities management	-	-	-	-

ESG Targets and Commitments



Environmental Stewardship



Align reporting with the recommendations of the **Taskforce on Climate-related Financial Disclosures (TCFD)**



Achieve a **50% reduction for Scope 1 and Scope 2 emissions** by 2030, from 2019



Introduce **renewable energy¹ (RE)** to **≥ 50% of colocation assets** by 2030



Achieve **≥ 10% reduction in effective Power Usage Effectiveness (PUE)** for colocation assets that undergo major asset enhancement² works, by 2025 from 2019



Responsible Business



Obtain and maintain green certification for all Singapore colocation assets by 2025 and obtain **green certification for all colocation assets** by 2030



Achieve an **above satisfactory score for Annual Customer Satisfaction Survey³**



Zero client dissatisfaction over physical security of all colocation properties in the Annual Customer Satisfaction Survey



Uphold **strong corporate governance, robust risk management**, as well as **timely and transparent stakeholder communications**



Zero incidents of data breaches and non-compliance with data privacy laws



Zero incidents of fraud, corruption, bribery and non-compliance with laws and regulations



People & Community



Engage with local communities and contribute to Keppel Capital's target of **>500 hours of staff volunteerism** in 2022



≥ 25% female representation on the Board by 2025



Provide a safe and healthy environment for all stakeholders, adopting the **Keppel Zero Fatality Strategy**



Achieve on average at least **20 training hours** per employee in 2022



Achieve **≥ 75% in employee engagement score** in 2022

Keppel DC REIT Structure as (at 30 Jun 2022)

