

The logo for Keppel DC REIT, featuring the word "Keppel" in white on a grey background, followed by "DC REIT" in red. The background of the entire slide is a photograph of a server room with rows of server racks, illuminated with blue and green lights. A large, semi-transparent red arrow points from the top right towards the bottom left, crossing the server racks.

**Keppel DC REIT**

# First Half 2021 Financial Results

26 July 2021

# Outline

Key Highlights	3
Financial Results	6
Portfolio Updates	10
Outlook	13
Additional Information	17

## Constituent of:



FTSE Straits  
Times Index



FTSE EPRA Nareit  
Global Developed Index



MSCI Singapore  
Small Cap Index



GPR 250  
Index Series

## Awards and Accreditations:



# 1H 2021 Key Highlights



## Strengthen Income Stream

### Strong Leasing Momentum

**0.8%**<sup>1</sup>

Proactive leasing efforts saw new, renewal and expansion leases secured with clients. Including the latest renewal lease signed in July 2021, only 0.8% of leases<sup>1</sup> are expiring for the remainder of the year.

### High Portfolio Occupancy


**98.0%**<sup>2</sup>

as at 30 Jun 2021.

### Long Portfolio WALE

**6.5 years**<sup>3,4</sup>

by leased area.



## Sustainable Growth

### Stable Distributable Income

**\$84.3m**

for 1H 2021, which was 12.4% higher y-o-y compared to 1H 2020, due mainly to contributions from accretive acquisitions and completion of asset enhancement initiative works.

### Continued DPU growth

**4.924 cents**

for 1H 2021, which was 12.5% above 1H 2020's DPU.

### Annualised DPU yield

**3.96%**

based on the market closing price of \$2.490 per Unit at 30 Jun 2021.



## Financial Flexibility

### Aggregate Leverage<sup>5</sup>

**36.7%**

as at 30 Jun 2021, providing comfortable debt headroom to pursue growth.

### High Interest Coverage

**12.9 times**

as at 30 Jun 2021.

### Average Cost of Debt<sup>6</sup>

**1.5%**

as at 30 Jun 2021.

1. By leased area, and 1.6% by rental income. As at 30 Jun 2021, leases expiring for the remainder of the year was 1.7% by leased area and 7.6% by rental income.
2. Post-acquisition of Guangdong Data Centre and assuming the acquisition was completed on 30 Jun 2021, portfolio occupancy would be 98.2%.
3. WALE by rental income was 4.9 years as a higher proportion of rental income is from colocation assets, which typically have shorter lease periods.
4. Post-acquisition of Guangdong Data Centre and assuming the acquisition was completed on 30 Jun 2021, WALE would be 7.3 years by leased area and 5.3 years by rental income.
5. Aggregate leverage was computed based on gross borrowings and deferred payment as a percentage of the deposited properties, both of which do not take into consideration the lease liabilities pertaining to land rent commitments and options.
6. Including amortisation of upfront debt financing costs and excluding lease charges.

# Value Creation Strategy

## Widened Mandate with Continued Focus on Data Centres

- Access to wider range of opportunities such as data centre campuses with non-data centre assets (e.g. distribution centre, fibre network) and edge data centres
- At least 90% of AUM will continue to be data centres
- Proposed investment in debt securities and preference shares into M1's network assets<sup>1</sup>
  - Expected to be highly yield accretive, without having to assume any operational risks
  - Generate long-term stable income to Unitholders for 15 years

## Completion of Intellicentre 3 East Data Centre (IC3 East DC) in Sydney

- Development completed on 13 Jul 2021
- Total development cost of A\$26.0m (approx. S\$26.6m<sup>2</sup>)
- IC3 East DC and Intellicentre 2 Data Centre located within the same site in Macquarie Park, and will collectively be renamed Intellicentre Campus
- Commencement of a new 20-year triple net master lease with Macquarie Data Centres at Intellicentre Campus

## Tapping into China's Growing Digital Economy

- DPU-accretive acquisition of Guangdong Data Centre in Jiangmen, Guangdong Province, that will strengthen distributions to Unitholders
- Inroads into the fast-growing data centre market in China
- Will improve Keppel DC REIT's portfolio occupancy and strengthen income resilience



**Guangdong Data Centre** is located within the Greater Bay Area, which includes Guangzhou, one of China's most vibrant economic regions.

# Maiden Data Centre Acquisition into China

- **Strategic addition of Guangdong Data Centre in Jiangmen, Guangdong Province**
  - Sale and leaseback on a triple net basis<sup>1</sup> for 15 years
  - Acquisition price represents 7.8% discount to the independent market valuation<sup>2</sup>
- **Foothold in the second largest data centre market globally and the largest in APAC<sup>3</sup>**
  - Guangdong has the highest share of large scale data centres, commanding over 20% of the market (Cushman & Wakefield)
  - Located within the Greater Bay Area, one of China's most vibrant economic regions

## Guangdong Data Centre

Description	<ul style="list-style-type: none"> <li>• 7-storey data centre designed in accordance with the Code for Design of Data Centre Grade A GB<sup>4</sup></li> <li>• 1 of 6 data centres buildings to be completed in the Bluesea Intelligence Valley Mega Data Centre Campus with the right of first refusal to acquire remaining 5 data centres to be developed</li> </ul>
Lettable Area	20,595 sm (221,689 sq ft)
Land Tenure	Leasehold with approx. 46 years remaining
Purchase Consideration	RMB 635.9m (approx. S\$132.0m <sup>5</sup> )
Intended Funding Method	Debt and/or equity

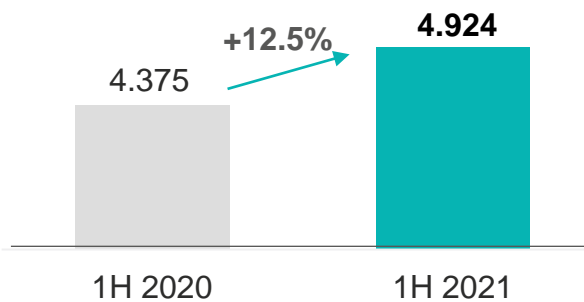
1. With the exception of applicable real estate tax where the lessee shall bear up to a certain threshold.
2. Based on the valuation by Savills Valuation and Professional Services (S) Pte Ltd, an independent valuation firm appointed by the trustee of Keppel DC REIT, the market value of the property was RMB 690.0 million (approximately S\$143.2 million) as at 1 Jul 2021.
3. [http://www.datacentrepricing.com/news\\_detail.cfm?item=23652](http://www.datacentrepricing.com/news_detail.cfm?item=23652)
4. Grade A is the highest standard for data centres in China.
5. Based on an exchange rate of RMB 1.00:S\$0.2076 as at 30 Jun 2021.

# Financial Results

# Financial Performance



## Distribution per Unit (cents)<sup>1</sup>



## Distribution Timetable

<b>Ex-Date</b>	2 Aug 2021
<b>Record Date</b>	3 Aug 2021
<b>Payment Date</b>	6 Sep 2021

(\$'000)	1H 2021	1H 2020	+/(-) %
<b>Distributable Income to Unitholders</b>	84,256	74,980	+12.4
<u>Comprising</u>			
Gross Revenue	135,147	123,950	+9.0
Property Expenses	(11,313)	(9,733)	+16.2
Net Property Income	123,834	114,217	+8.4
<b>Distribution per Unit<sup>1</sup> (DPU) (cents)</b>	4.924	4.375	+12.5
<b>Annualised Distribution Yield<sup>2</sup> (%)</b>	3.96	3.51	+45 bps

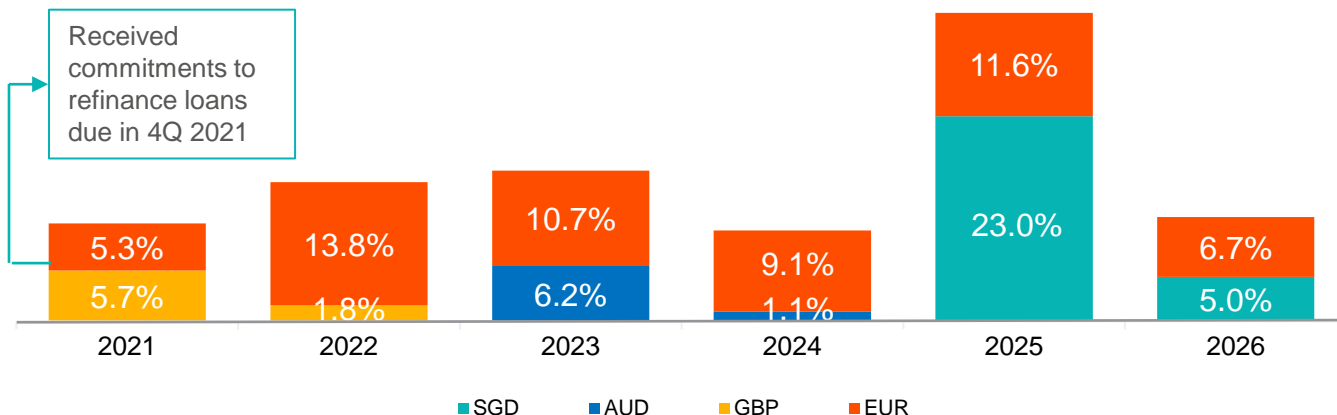
# Balance Sheet

(\$'000)	As at 30 Jun 2021	As at 31 Dec 2020	+/(-) %
<b>Investment Properties</b>	3,086,204	3,005,038	+2.7
<b>Property under Development</b>	27,550	24,676	+11.6
<b>Total Assets</b>	3,402,457	3,349,828	+1.6
<b>Gross Borrowings<sup>1</sup></b>	1,197,909	1,165,756	+2.8
<b>Total Liabilities</b>	1,388,700	1,367,586	+1.5
<b>Unitholders' Funds</b>	<b>1,976,136</b>	<b>1,944,652</b>	+1.6
<b>Units in Issue ('000)</b>	1,633,594	1,633,121	-
<b>Net Asset Value (NAV) per Unit (\$)</b>	1.21	1.19	+1.7
<b>Unit Price (Closing price of last trading day) (\$)</b>	2.490	2.810	(-11.4)
<b>Premium to NAV (%)</b>	+105.8	+136.1	30.3 pp

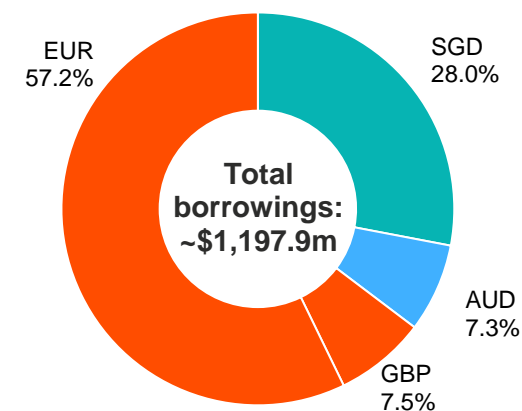


# Prudent Capital Management

## Debt Maturity Profile (as at 30 Jun 2021)



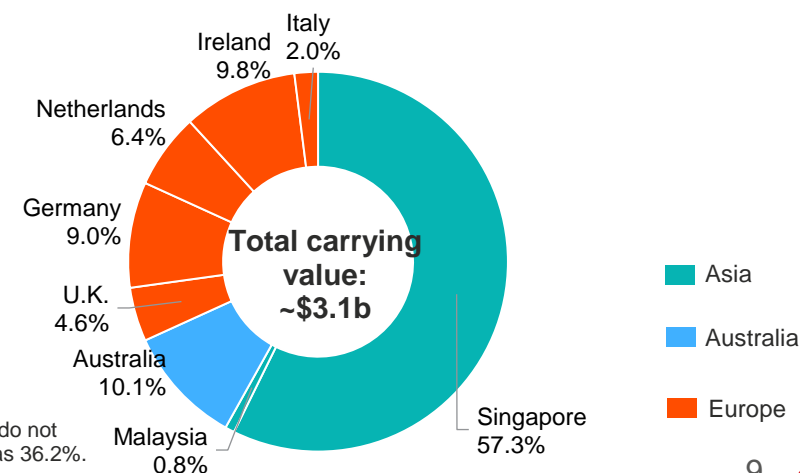
## Debt Currency Breakdown (as at 30 Jun 2021)



### As at 30 Jun 2021

Available Facilities	~\$397.7m of unutilised credit facilities
Aggregate Leverage <sup>1</sup>	36.7%
Average Cost of Debt <sup>2</sup>	1.5% per annum
Debt Tenor	2.8 Years
Interest Coverage (ICR) <sup>3</sup>	12.9 times
Borrowings on fixed rates	67%

## Investment Properties Breakdown<sup>4</sup> (as at 30 Jun 2021)



1. Computed based on gross borrowings and deferred payment as a percentage of deposited properties, both of which do not consider the lease liabilities pertaining to land rent commitments and options. Aggregate leverage as at 31 Dec 20 was 36.2%.
2. Including amortisation of upfront debt financing costs and excluding lease charges.
3. ICR is computed based on the definition set out in Appendix 6 of the Code on Collective Investment Schemes revised on 16 Apr 2020.
4. Based on 100% carrying value as at 30 Jun 2021 without taking into consideration the lease liabilities pertaining to the land rent commitments and options. Intellicentre 3 East Data Centre is separately accounted for under property under development.

# Portfolio Updates



Intellicentre 3 East Data Centre

Healthy portfolio occupancy and long WALE will provide stable income stream for Keppel DC REIT.

Healthy Portfolio Occupancy

98.0%<sup>1</sup>

as at 30 Jun 2021

Long Portfolio WALE

6.5 years<sup>1,2</sup>

by leased area

# Portfolio Updates

- Proactive leasing efforts resulted in new, renewal and expansion leases secured with clients at the Singapore and Dublin data centres, including some renewals ahead of expiry
  - Including the latest renewal lease signed in July 2021, only 0.8% of leases<sup>3</sup> are expiring for the remainder of the year.
- Completion of Intellicentre 3 East Data Centre (IC3 East DC) in Sydney on 13 Jul 2021 at a total development cost of A\$26.0m (approx. S\$26.6m<sup>4</sup>)
  - Commencement of the 20-year triple net master lease with Macquarie Data Centres for Intellicentre Campus<sup>5</sup>
- Granted isek the option to purchase Keppel DC REIT's 100% interest<sup>6</sup> in the isek Data Centre in Brisbane for A\$34.5m (approx. S\$35.3m<sup>4</sup>)
  - Key term negotiated together with isek's long lease renewal, and is in line with Keppel DC REIT's strategy to continually review and selectively consider divestments to ensure an optimal portfolio mix
- Exercised option for the 30-year extension of the leasehold land tenure for Keppel DC Singapore 2 with effect from 1 Aug 2021

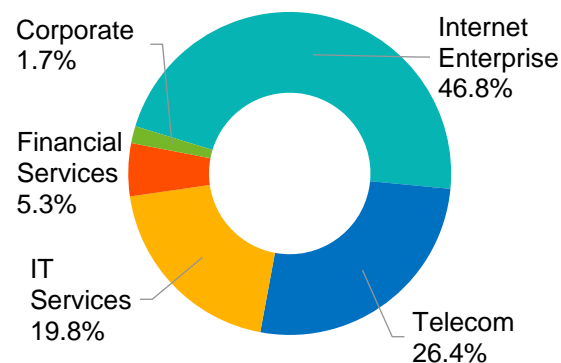
## Lease Expiry Profile (as at 30 Jun 2021)



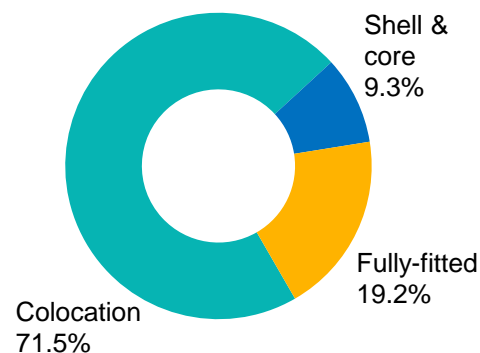
- Post-acquisition of Guangdong Data Centre and assuming the acquisition was completed on 30 Jun 2021, portfolio occupancy would be 98.2%. WALE would be 7.3 years by leased area and 5.3 years by rental income.
- WALE by rental income was 4.9 years as a higher proportion of rental income is from colocation assets, which typically have shorter lease periods.
- By leased area, and 1.6% by rental income. As at 30 Jun 2021, leases expiring for the remainder of the year was 1.7% by leased area and 7.6% by rental income.
- Based on the exchange rate of A\$1:S\$1.0231, as at 30 Jun 2021.
- Located within the same site in Macquarie Park, IC3 East DC and Intellicentre 2 Data Centre will be collectively renamed Intellicentre Campus
- Through its wholly-owned subsidiary, KDCR 1 Limited. The option to isek Pty Ltd (isek) will commence on 1 Aug 2021 and expire on 31 Jul 2026. Keppel DC REIT will make the necessary announcements if and when the divestment takes place.

# Diversified and Resilient Portfolio

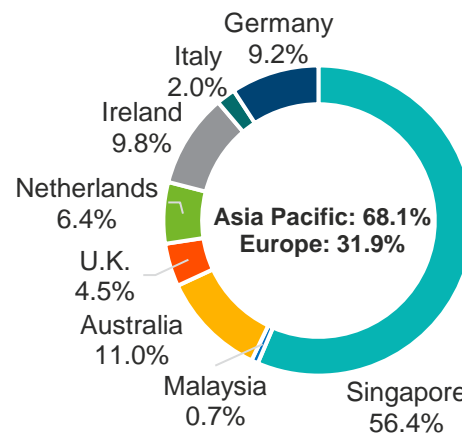
**Rental Income by Trade Sector**  
(for the month of Jun 2021)<sup>1</sup>



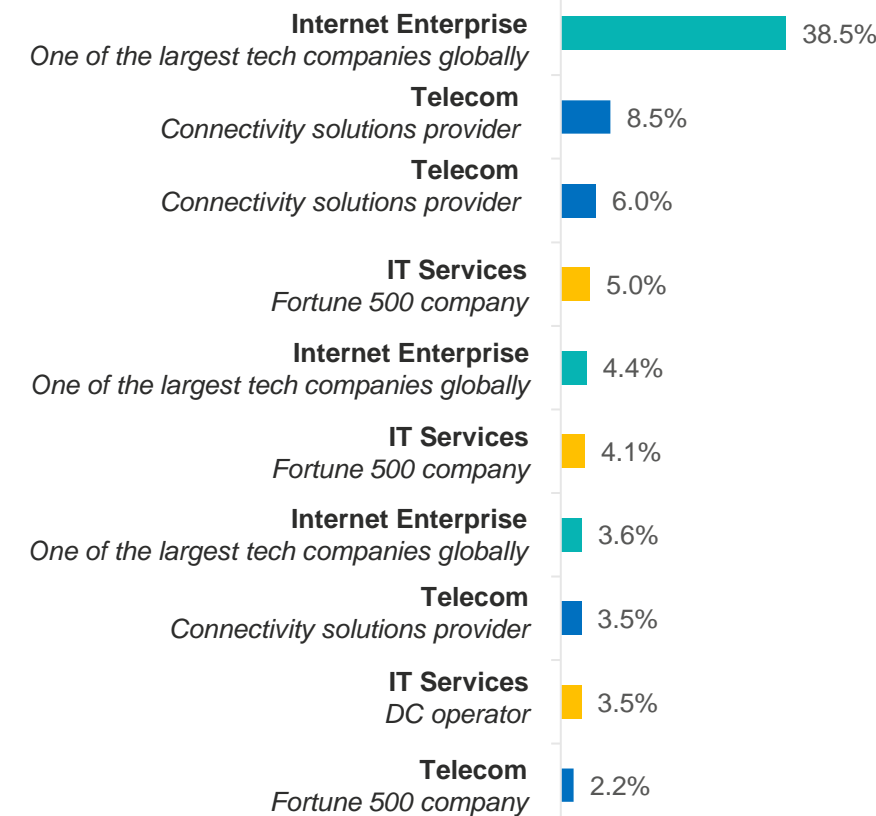
**Rental Income by Lease Type**  
(for the month of Jun 2021)<sup>1</sup>



**AUM Breakdown**  
(as at 30 Jun 2021)



**Top 10 Clients**  
(for the month of Jun 2021)<sup>1</sup>



Lease Type	Client Count	WALE <sup>2</sup> (years)	Ownership of Data Centre Components		
			M&E Equipment	Facility Management	Servers & Racks
Colocation	Multi	2.8	✓	✓	-
Fully-fitted	Single	11.6	✓	-	-
Shell & core	Single	6.0	-	-	-

# Outlook



Global data centre infrastructure projected to reach **\$200b in 2021**, a 6% increase from 2020 as hyperscalers accelerate global data centre expansion, while organisations resume data centre expansion plans<sup>1</sup>

# Robust and Resilient Data Centre Demand

- End-user spending on public cloud services is forecasted to grow 23.1% in 2021 to \$332.3b, up from \$270b in 2020<sup>2</sup>
- Hyperscale cloud operator capex in the first quarter of 2021 was up by 31% from 2020, reaching a high of US\$38b<sup>3</sup>



Worldwide investment in data centre infrastructure expected to surge past US\$26b by 2025<sup>4</sup>



Demand for data centres in APAC expected to increase with 5G growth, which will account for ~30% of total mobile subscriptions by 2024, and reach 44% in 2026<sup>5</sup>



Record demand for Europe colocation capacity in 2021 and such demand will remain elevated in 2022 and 2023<sup>6</sup>



Renewable energy increasingly being used as 75% of the power supplied to data centres in Europe will be through renewable energy or carbon-free energy by 2025, with an aim to reach 100% by 2030<sup>7</sup>

# Well-Positioned for Growth

The Manager will continue to capitalise on growth opportunities in the data centre industry, and strengthen Keppel DC REIT's global presence.

## Proxy to Fast-Growing Tech Sector



**Resilient asset class with highly defensive and long-term sustainable income stream**



**Strong operational expertise and proven track record**



**Focused and disciplined investment strategy**

- Growing a diversified portfolio of assets globally, with a large and stable client base
- Over S\$2 billion of data centre assets under development and management through our sponsor, Keppel T&T<sup>1</sup>, and Keppel's private data centre funds



**Ongoing commitment to address climate change issues**

- Utilising green energy, where available, at our data centres
- Pursuing sustainability-related certifications
  - Keppel DC REIT joins industry players in Europe as a signatory of the Climate Neutral Data Centre Pact
- Potential new sustainable growth opportunities including Keppel Data Centres' Floating Data Centre Park project



---

# Thank You

**Important Notice:** The past performance of Keppel DC REIT is not necessarily indicative of its future performance. Certain statements made in this presentation may not be based on historical information or facts and may be “forward-looking” statements due to a number of risks, uncertainties and assumptions. Representative examples of these factors include (without limitation) general industry and economic conditions, interest rate trends, cost of capital and capital availability, competition from similar developments, shifts in expected levels of property rental income, changes in operating expenses, including employee wages, benefits and training, property expenses and governmental and public policy changes, and the continued availability of financing in the amounts and terms necessary to support future business.

Prospective investors and unitholders of Keppel DC REIT (“Unitholders”) are cautioned not to place undue reliance on these forward-looking statements, which are based on the current view of Keppel DC REIT Management Pte. Ltd., as manager of Keppel DC REIT (the “Manager”) on future events. No representation or warranty, express or implied, is made as to, and no reliance should be placed on, the fairness, accuracy, completeness or correctness of the information, or opinions contained in this presentation. None of the Manager, the trustee of Keppel DC REIT or any of their respective advisors, representatives or agents shall have any responsibility or liability whatsoever (for negligence or otherwise) for any loss howsoever arising from any use of this presentation or its contents or otherwise arising in connection with this presentation. The information set out herein may be subject to updating, completion, revision, verification and amendment and such information may change materially. The value of units in Keppel DC REIT (“Units”) and the income derived from them may fall as well as rise. Units are not obligations of, deposits in, or guaranteed by, the Manager or any of its affiliates. An investment in Units is subject to investment risks, including the possible loss of the principal amount invested.

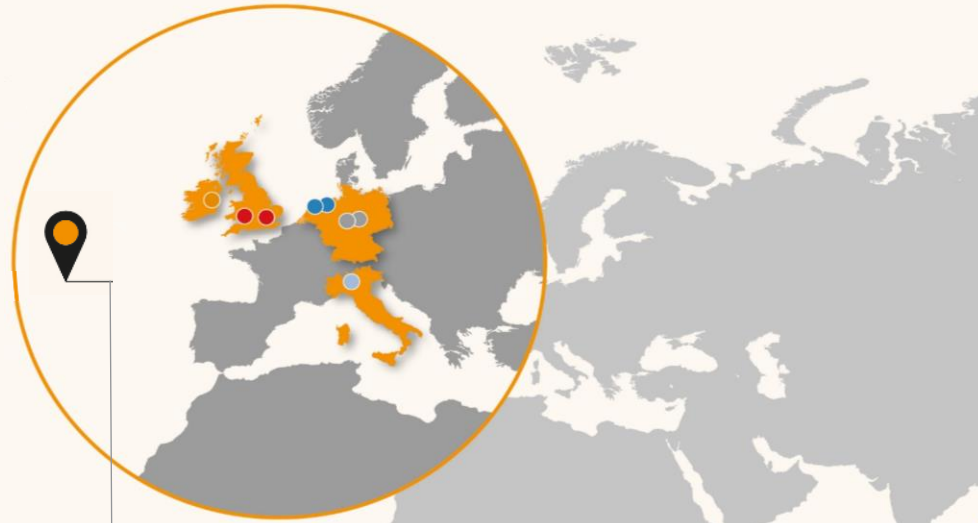
Investors have no right to request the Manager to redeem their Units while the Units are listed. It is intended that Unitholders may only deal in their Units through trading on Singapore Exchange Securities Trading Limited (“SGX-ST”). Listing of the Units on SGX-ST does not guarantee a liquid market for the Units.



# Additional Information

# Steady Portfolio Growth Since Listing

Investing in income-producing data centre assets, as well as real estate and assets necessary to support the digital economy.



Assets under Management

**\$3.1b**

19 data centres across 8 countries

## EUROPE

### ● UNITED KINGDOM

- Cardiff Data Centre, Cardiff
- GV7 Data Centre, London

### ● IRELAND

- Keppel DC Dublin 1, Dublin
- Keppel DC Dublin 2, Dublin

### ● THE NETHERLANDS

- Almere Data Centre, Almere
- Amsterdam Data Centre, Amsterdam

### ● ITALY

- Milan Data Centre, Milan

### ● GERMANY

- maincubes Data Centre, Offenbach am Main
- Kelsterbach Data Centre, Kelsterbach



## ASIA PACIFIC

### ● SINGAPORE

- Keppel DC Singapore 1
- Keppel DC Singapore 2
- Keppel DC Singapore 3
- Keppel DC Singapore 4
- Keppel DC Singapore 5
- DC1

### ● MALAYSIA

- Basis Bay Data Centre, Cyberjaya

### ● AUSTRALIA

- Gore Hill Data Centre, Sydney
- Intellicentre Campus, Sydney<sup>1</sup>
- Iseek Data Centre, Brisbane



# Commitment to Sustainability



## ENVIRONMENTAL STEWARDSHIP

In line with Keppel's Vision 2030, we will do our part to combat climate change, and are committed to improving resource efficiency and reducing our environmental impact.



## RESPONSIBLE BUSINESS

The long-term sustainability of our business is driven at the highest level of the organisation through a strong and effective board, good corporate governance and prudent risk management.



## PEOPLE AND COMMUNITY

People are the cornerstone of our business. We are committed to providing a safe and healthy workplace, investing in developing and training our people, and uplifting communities wherever we operate.



Through Keppel Capital, the Manager supports the United Nations (UN) Global Compact as a signatory and adopts the Compact's 10 universal principles, which include human rights, labour, environment and anti-corruption.



Align sustainability approach with the Sustainable Development Goals to ensure that Keppel DC REIT's ESG efforts help address the most crucial sustainability issues globally.

# Portfolio Overview (as at 30 Jun 2021)

	Location	Interest	Attributable lettable area (sq ft)	No. of clients <sup>1</sup>	Occupancy rate (%)	Valuation <sup>2</sup>	Lease type	WALE (years) <sup>3</sup>	Land lease title
<b>Asia Pacific</b>									
Keppel DC Singapore 1	Singapore	100%	109,721	25	93.9	S\$298.0m	Keppel lease / Colocation	3.4	Leasehold (Expiring 30 Sep 2025, with option to extend by 30 years)
Keppel DC Singapore 2	Singapore	100%	38,480	5	98.2	S\$174.0m	Keppel lease / Colocation	3.2	Leasehold (Granted extension for 30 years wef 1 Aug 2021)
Keppel DC Singapore 3	Singapore	90%	49,433	2	100.0	S\$238.5m	Keppel lease / Colocation	3.3	Leasehold (Expiring 31 Jan 2022, with option to extend by 30 years)
Keppel DC Singapore 4	Singapore	99%	83,698	6	95.7	S\$386.1m	Keppel lease / Colocation	1.1	Leasehold (Expiring 30 Jun 2050)
Keppel DC Singapore 5	Singapore	99%	92,889	3	100.0	S\$356.4m	Keppel lease / Colocation	2.9	Leasehold (Expiring 31 Aug 2041)
DC1	Singapore	100%	213,815	1	100.0	S\$212.0m	Triple-net (Fully-fitted)	14.8	Leasehold (Expiring 31 Jul 2044)
Basis Bay Data Centre	Cyberjaya, Malaysia	99%	48,193	1	63.1	MYR 71.3m (S\$23.4m)	Colocation	1.0	Freehold
Gore Hill Data Centre	Sydney, Australia	100%	90,955	3	100.0	A\$208.5m (S\$205.8m)	Triple-net (Shell & core) / Colocation	4.0	Freehold
iseek Data Centre	Brisbane, Australia	100%	12,389	1	100.0	A\$34.0m <sup>4</sup> (S\$34.8m)	Double-net <sup>5</sup> (Fully-fitted)	10.0	Leasehold (Expiring 29 Jun 2040, with option to extend by 7 years)

# Portfolio Overview (as at 30 Jun 2021)

	Location	Interest	Attributable lettable area (sq ft)	No. of clients <sup>1</sup>	Occupancy rate (%)	Valuation <sup>2</sup>	Lease type	WALE (years) <sup>3</sup>	Land lease title
Intellicentre 2 Data Centre <sup>4</sup>	Sydney, Australia	100%	87,930	1	100.0	A\$59.0m (S\$58.2m)	Triple-net (Shell & core)	14.1	Freehold
Intellicentre 3 East Data Centre <sup>4</sup>	Sydney, Australia	100%	86,000	1	100.0 <sup>3</sup>	A\$26.0 (Development cost)	Triple-net (Shell & core)	20.0	Freehold
<b>Europe</b>									
Cardiff Data Centre	Cardiff, United Kingdom	100%	79,439	1	100.0	£36.5m (S\$65.1m)	Triple-net (Shell & core)	10.0	Freehold
GV7 Data Centre	London, United Kingdom	100%	24,972	1	100.0	£37.2m (S\$66.3m)	Triple-net (Fully-fitted)	5.6	Leasehold (Expiring 28 Sep 2183)
Almere Data Centre	Almere, The Netherlands	100%	118,403	1	100.0	€94.2m (S\$150.9m)	Double-net (Fully-fitted)	7.2	Freehold
Amsterdam Data Centre	Amsterdam, The Netherlands	100%	141,698	10	99.1	€28.0m <sup>5</sup> (S\$44.9m)	Double-net (Shell & core)	4.0	Freehold
Keppel DC Dublin 1	Dublin, Ireland	100%	68,118	26	82.6	€95.9m (S\$153.7m)	Colocation	3.1	Leasehold (Expiring 31 Dec 2998)
Keppel DC Dublin 2	Dublin, Ireland	100%	28,128	4	100.0	€89.3m (S\$143.0m)	Colocation	7.4	Leasehold (Expiring 31 Dec 2997)
Milan Data Centre	Milan, Italy	100%	165,389	1	100.0	€38.2m (S\$61.2m)	Double-net (Shell & core)	6.5	Freehold
maincubes Data Centre	Offenbach am Main, Germany	100%	97,043	1	100.0	€94.1m (S\$150.7m)	Triple-net (Fully-fitted)	11.8	Freehold
Kelsterbach Data Centre	Kelsterbach, Germany	100%	540,869	1	100.0	€79.0m (S\$126.6m)	Triple-net (Shell & core)	4.5	Freehold

1. Certain clients have signed more than one colocation arrangement using multiple entities.

2. Based on latest respective independent valuations and respective ownership interests as at 31 Dec 2020, unless otherwise stated.

3. By leased area.

4. The development of IC3 East DC was completed on 13 Jul 2021. Located within the same site in Macquarie Park, IC3 East DC and Intellicentre 2 Data Centre will be collectively renamed Intellicentre Campus.

5. Based on latest independent valuation as at 23 Nov 2020.

# Overview of Lease Arrangements

Asia Pacific	Lease Arrangement	Description	Responsibilities of Owner			
			Property Tax	Building Insurance	Maintenance Opex	Refresh Capex
Keppel DC Singapore 1	Keppel lease <sup>1</sup> / Colocation <sup>2</sup>	<ul style="list-style-type: none"> <li>Client: Pays rent</li> <li>Owner: Bears all expenses; responsible for facilities management</li> </ul>	✓	✓	✓	✓
Keppel DC Singapore 2	Keppel lease <sup>1</sup> / Colocation <sup>2</sup>	<ul style="list-style-type: none"> <li>Client: Pays rent</li> <li>Owner: Bears all expenses; responsible for facilities management</li> </ul>	✓	✓	✓	✓
Keppel DC Singapore 3	Keppel lease <sup>1</sup> / Colocation <sup>2</sup>	<ul style="list-style-type: none"> <li>Client: Pays rent</li> <li>Owner: Bears all expenses; responsible for facilities management</li> </ul>	✓	✓	✓	✓
Keppel DC Singapore 4	Keppel lease <sup>1</sup> / Colocation <sup>2</sup>	<ul style="list-style-type: none"> <li>Client: Pays rent</li> <li>Owner: Bears all expenses; responsible for facilities management</li> </ul>	✓	✓	✓	✓
Keppel DC Singapore 5	Keppel lease <sup>1</sup> / Colocation <sup>2</sup>	<ul style="list-style-type: none"> <li>Client: Pays rent</li> <li>Owner: Bears all expenses; responsible for facilities management</li> </ul>	✓	✓	✓	✓
DC1	Triple-net lease	<ul style="list-style-type: none"> <li>Client: Pays rent and all outgoings except insurance for the shell of the building, responsible for facilities management</li> </ul>	-	✓	-	-
Basis Bay Data Centre	Colocation <sup>2</sup>	<ul style="list-style-type: none"> <li>Client: Pays rent; responsible for facilities management</li> <li>Owner: Bears pre-agreed facilities management amount, insurance and property tax</li> </ul>	✓	✓	✓	✓
Gore Hill Data Centre (for one client)	Triple-net lease	<ul style="list-style-type: none"> <li>Client: Pays rent and all outgoings; responsible for facilities management in their space</li> </ul>	-	-	-	-
Gore Hill Data Centre (for two clients)	Colocation <sup>2</sup>	<ul style="list-style-type: none"> <li>Client: Pays rent</li> <li>Owner: Bears all expenses; responsible for facilities management</li> </ul>	✓	✓	✓	✓
Intellicentre 2 Data Centre <sup>4</sup>	Triple-net lease	<ul style="list-style-type: none"> <li>Client: Pays rent and all outgoings; responsible for facilities management</li> </ul>	-	-	-	-
Intellicentre 3 East Data Centre <sup>4</sup>	Triple-net lease	<ul style="list-style-type: none"> <li>Client: Pays rent and all outgoings; responsible for facilities management</li> </ul>	-	-	-	-
iseek Data Centre	Double-net lease <sup>3</sup>	<ul style="list-style-type: none"> <li>Client: Pays rent and all outgoings except building insurance; responsible for facilities management</li> </ul>	-	✓	-	✓

# Overview of Lease Arrangements

Europe	Lease Arrangement	Description	Responsibilities of Owner			
			Property Tax	Building Insurance	Maintenance Opex	Refresh Capex
Cardiff Data Centre	Triple-net lease	■ Client: Pays rent and all outgoings; responsible for facilities management	-	-	-	-
GV7 Data Centre	Triple-net lease	■ Client: Pays rent and all outgoings; responsible for facilities management	-	-	-	-
Almere Data Centre	Double-net lease	■ Client: Pays rent and all outgoings except building insurance and property tax; responsible for facilities management	✓	✓	-	-
Amsterdam Data Centre	Double-net lease	■ Client: Pays rent and all outgoings except building insurance and property tax; responsible for facilities management	✓	✓	-	-
Keppel DC Dublin 1	Colocation <sup>2,5</sup>	■ Client: Pays rent ■ Owner: Bears all expenses; responsible for facilities management	✓	✓	✓	✓
Keppel DC Dublin 2	Colocation <sup>2,5</sup>	■ Client: Pays rent ■ Owner: Bears all expenses; responsible for facilities management	✓	✓	✓	✓
Milan Data Centre	Double-net lease	■ Client: Pays rent and all outgoings except building insurance and property tax; responsible for facilities management	✓	✓	-	-
maincubes Data Centre	Triple-net lease	■ Client: Pays rent and all outgoings; responsible for facilities management	-	-	-	-
Kelsterbach Data Centre	Triple-net lease	■ Client: Pays rent and all outgoings; responsible for facilities management	-	-	-	-

1. Refers to the leases entered into by Keppel DC REIT with the Keppel lessees in relation to Keppel DC Singapore 1, Keppel DC Singapore 2, Keppel DC Singapore 3, Keppel DC Singapore 4 and Keppel DC Singapore 5 respectively. Due to the pass through nature of the Keppel leases, Keppel DC REIT will substantially enjoy the benefits and assume the liabilities of the underlying colocation arrangements between Keppel lessees and the underlying clients.
2. Colocation arrangements are typically entered into by end-clients who utilise colocation space for the installation of their servers and other mission critical IT equipment. Keppel DC REIT is usually responsible for facilities management in respect of such colocation arrangements, except in the case of Basis Bay Data Centre where the client is responsible for facilities management.
3. Keppel DC REIT has in place the isseek Lease with the client of isseek Data Centre. While the isseek Lease is called a colocation arrangement, the terms thereof are structured as effectively equivalent to a double-net lease.
4. The development of IC3 East DC was completed on 13 Jul 2021. Located within the same site in Macquarie Park, IC3 East DC and Intellicentre 2 Data Centre will be collectively renamed Intellicentre Campus.
5. Keppel DC REIT has in place colocation arrangements with the clients of Keppel DC Dublin 1 and Keppel DC Dublin 2.

# Keppel DC REIT Structure as (at 30 Jun 2021)

