

Citi-REITAS-SGX C-Suite Singapore REITs and Sponsors Forum

22 August 2019

Important Notice

The past performance of Keppel DC REIT is not necessarily indicative of its future performance. Certain statements made in this presentation may not be based on historical information or facts and may be “forward-looking” statements due to a number of risks, uncertainties and assumptions. Representative examples of these factors include (without limitation) general industry and economic conditions, interest rate trends, cost of capital and capital availability, competition from similar developments, shifts in expected levels of property rental income, changes in operating expenses, including employee wages, benefits and training, property expenses and governmental and public policy changes, and the continued availability of financing in the amounts and terms necessary to support future business.

Prospective investors and unitholders of Keppel DC REIT (“Unitholders”) are cautioned not to place undue reliance on these forward-looking statements, which are based on the current view of Keppel DC REIT Management Pte. Ltd., as manager of Keppel DC REIT (the “Manager”) on future events. No representation or warranty, express or implied, is made as to, and no reliance should be placed on, the fairness, accuracy, completeness or correctness of the information, or opinions contained in this presentation. None of the Manager, the trustee of Keppel DC REIT or any of their respective advisors, representatives or agents shall have any responsibility or liability whatsoever (for negligence or otherwise) for any loss howsoever arising from any use of this presentation or its contents or otherwise arising in connection with this presentation. The information set out herein may be subject to updating, completion, revision, verification and amendment and such information may change materially. The value of units in Keppel DC REIT (“Units”) and the income derived from them may fall as well as rise. Units are not obligations of, deposits in, or guaranteed by, the Manager or any of its affiliates. An investment in Units is subject to investment risks, including the possible loss of the principal amount invested.

Investors have no right to request the Manager to redeem their Units while the Units are listed. It is intended that Unitholders may only deal in their Units through trading on Singapore Exchange Securities Trading Limited (“SGX-ST”). Listing of the Units on SGX-ST does not guarantee a liquid market for the Units.

Contents

- Introduction
- Portfolio Update
- Capital Management
- Outlook
- Additional Information

Introduction

First pure-play data centre REIT listed in Asia on the SGX

- 15 assets located in key data centre hubs across APAC and Europe

Ireland

1. Keppel DC Dublin 1, Dublin
2. Keppel DC Dublin 2, Dublin

United Kingdom

3. GV7 Data Centre, London
4. Cardiff Data Centre, Cardiff

The Netherlands

5. Almere Data Centre, Almere

Germany

6. maincubes Data Centre, Offenbach am Main

Italy

7. Milan Data Centre, Milan

Malaysia

8. Basis Bay Data Centre, Cyberjaya

Singapore

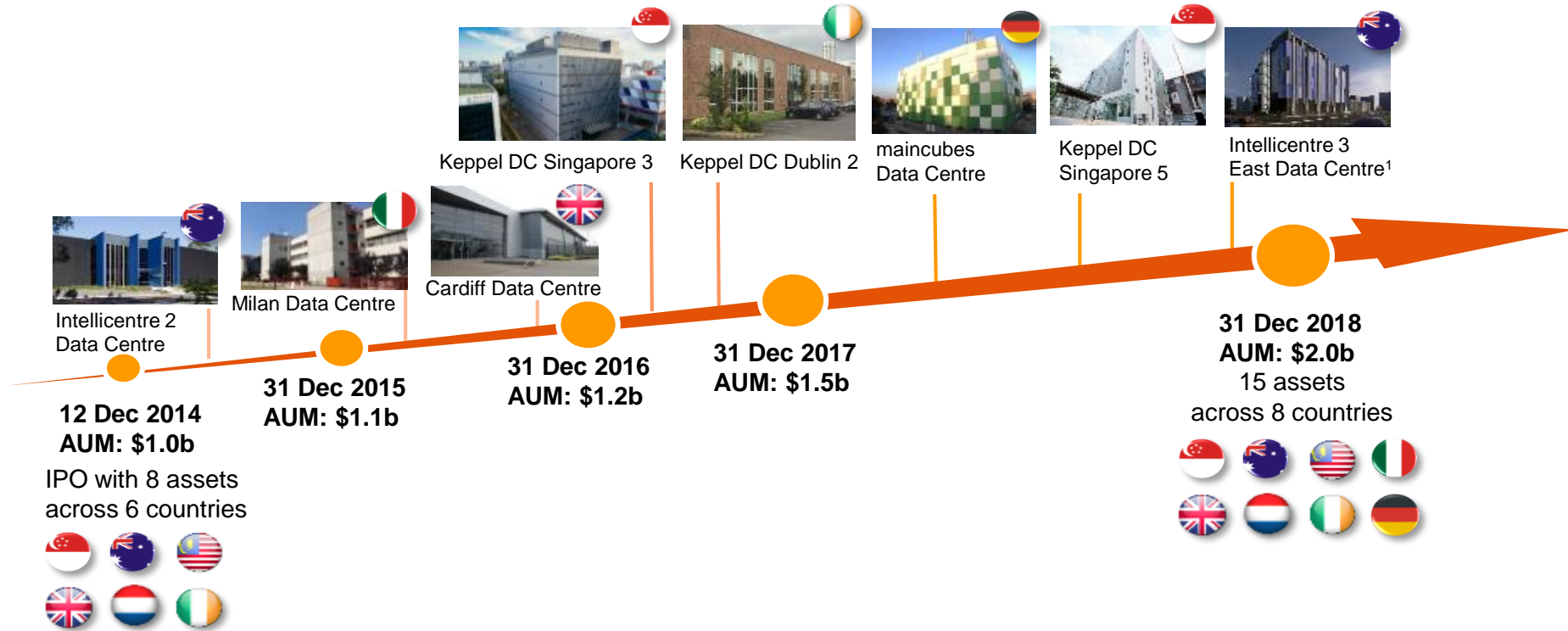
9. Keppel DC Singapore 1
10. Keppel DC Singapore 2
11. Keppel DC Singapore 3
12. Keppel DC Singapore 5

Australia

13. iseek Data Centre, Brisbane
14. Gore Hill Data Centre, Sydney
15. Intellicentre 2 Data Centre, Sydney
16. Intellicentre 3 East Data Centre, Sydney[^]

[^] Construction expected to be completed in 2020.

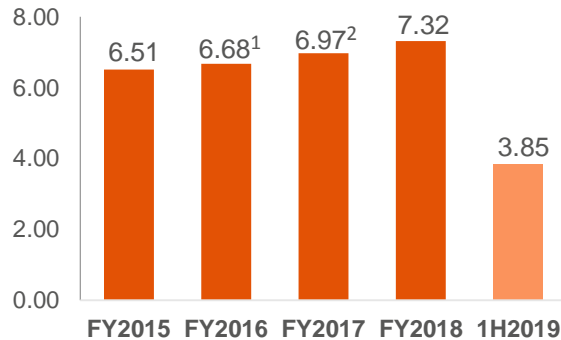
Portfolio Growth since Listing



1H 2019 Highlights

Steady growth in DPU,
increasing 6.4% to 3.85 cents in
1H 2019

Adjusted DPU (cents)



Stable income stream
with healthy portfolio
occupancy and long WALE

Portfolio Occupancy

93.2%

as at 30 Jun 2019

Portfolio WALE

7.8 years

by leased area

Low aggregate leverage
provides financial flexibility to
pursue growth

Aggregate Leverage³

31.9%

as at 30 Jun 2019

Interest Coverage

12.9 times

as at 30 Jun 2019

1. Exclude the impact of the pro-rata preferential offering and the one-off net property tax refund in 2016.
2. Exclude the one-off capital distribution for the month of December 2016 arising from the later completion of Keppel DC Singapore 3 in 2017.
3. Aggregate Leverage was computed based on gross borrowings as a percentage of the deposited properties, both of which do not take into consideration the lease liabilities pertaining to land rent commitments for isek Data Centre and Keppel DC Dublin 1.

Portfolio Update

Diversified and Resilient Portfolio

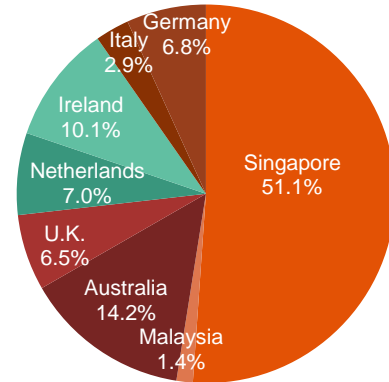
Portfolio Update

- **Keppel DC Singapore 3**
 - Retrofitting works for expansion within a client's premises are scheduled to be completed in 3Q 2019
- **Keppel DC Dublin 1**
 - Asset enhancement works to improve energy efficiency
 - Expected completion: 2020
- **Keppel DC Dublin 2:**
 - Power upgrade and fit-out works to make way for client expansion on track for completion in 2H 2019
 - Occupancy rate to increase to 100% upon completion

- **66.7% of portfolio in Asia Pacific and 33.3% in Europe**

Portfolio AUM breakdown

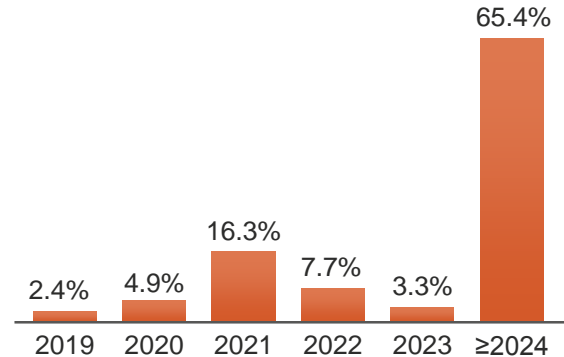
As at 30 Jun 2019



- **Healthy portfolio occupancy of 93.2% and long WALE of 7.8 years**

Lease expiry profile (by leased area)

As at 30 Jun 2019



Diversified and Resilient Portfolio

- **Quality data centres that cater to the requirements of global clientele**

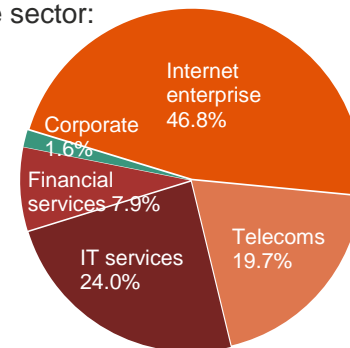
- Colocation facilities provide diverse client profile and lease expiry
- Fully-fitted and shell & core facilities provide income stability with typically longer lease terms

Lease Type	Client Count	WALE ² (years)	Ownership of Data Centre Components		
			M&E Equipment	Facility Management	Servers & Racks
Colocation	Multi	2.9	✓	✓	-
Fully-fitted	Single	10.7	✓	-	-
Shell & core	Single	10.6	-	-	-

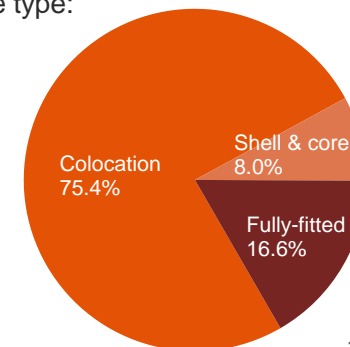
1. Based on the colocation agreements and lease agreements with clients of the properties, treating the Keppel leases on a pass-through basis to the underlying clients.
2. By leased area as at 30 Jun 2019.

Rental income breakdown for the month of Jun 2019¹

By trade sector:



By lease type:



Capital Management

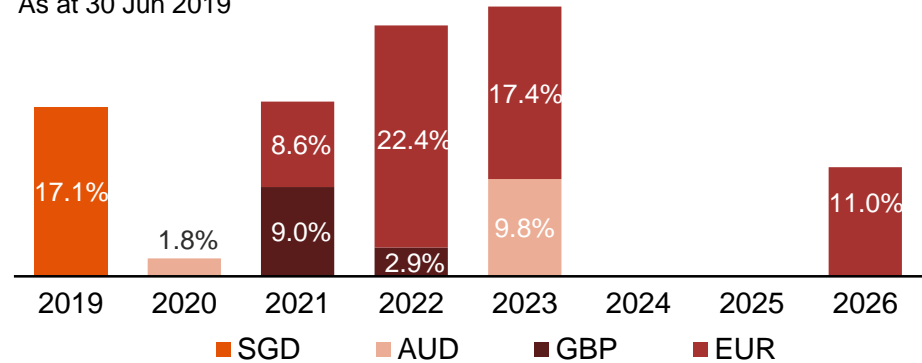
- **Managing interest rate exposure:**
80% of loans hedged with floating-to-fixed interest rate swaps
- **Diversifying sources of funding:**
Issued €50m 7-year floating rate notes due 2026
- **Maintaining low aggregate leverage:**
Provides flexibility and a healthy debt headroom for growth

1. Computed based on gross borrowings as a percentage of deposited properties, both of which do not consider the lease liabilities pertaining to land rent commitments for isseek Data Centre and Keppel DC Dublin 1.
2. Including amortisation of upfront debt financing costs and excluding lease charges.
3. Calculated as EBIT / Finance costs. EBIT is NPI less Manager's base and performance fees, Trustee's fee and Other trust expenses. Finance costs pertain to interest expense based on total debt drawn and debt amortisation costs.

Prudent Capital Management

Debt maturity profile

As at 30 Jun 2019



As at 30 Jun 2019

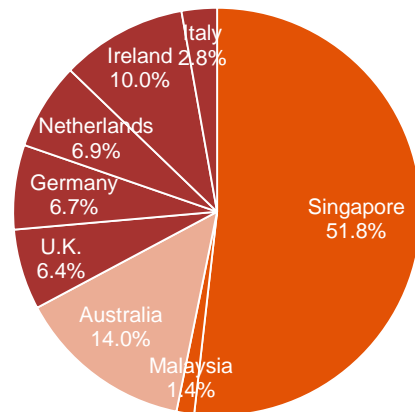
Total debt	~\$701.0m of external loans/notes (unencumbered)
Available facilities	~\$216.8m of undrawn credit facilities
Aggregate Leverage¹	31.9%
Average cost of debt²	1.7% per annum
Debt tenor	3.1 years
Interest coverage³	12.9 times

Prudent Capital Management

Mitigating impact of currency fluctuations:

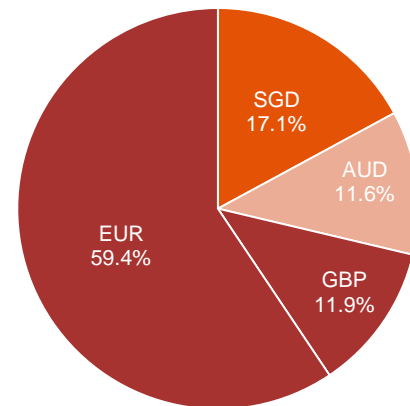
- Hedged forecasted foreign-sourced distributions till 2H 2020 through foreign currency forward contracts
- Adopted natural hedging by borrowing in currencies that match the corresponding investments

Investment properties breakdown¹
(as at 30 Jun 2019)



Total carrying value:
Approx. \$2.00b

Debt currency breakdown
(as at 30 Jun 2019)



Total borrowings:
Approx. \$701m

■ Asia ■ Australia ■ Europe

1. Based on 100% carrying value as at 30 Jun 2019 without taking into consideration the lease liabilities pertaining to the land rent commitments for isek Data Centre and Keppel DC Dublin 1.

Outlook



Supported by Sound Industry Fundamentals



Global co-location market expected to grow by 16-18% in 2019, up from earlier forecast of 15-17%¹



Hyperscale operator revenues growing by 20% p.a., driven by expansion of cloud services, e-commerce, social media and online advertising³



Global cloud infrastructure market expected to grow by 25% CAGR in 2019-2023¹



Total mobile data traffic predicted to increase by 31% CAGR by 2024, reaching 136 exabytes per month by end-2024⁴



5G connection to generate 2.6 times more traffic than the average 4G connection, and take up 12% of total mobile traffic by 2022²



Cloud gaming market is expected to grow at 15% CAGR between 2018 and 2023⁵

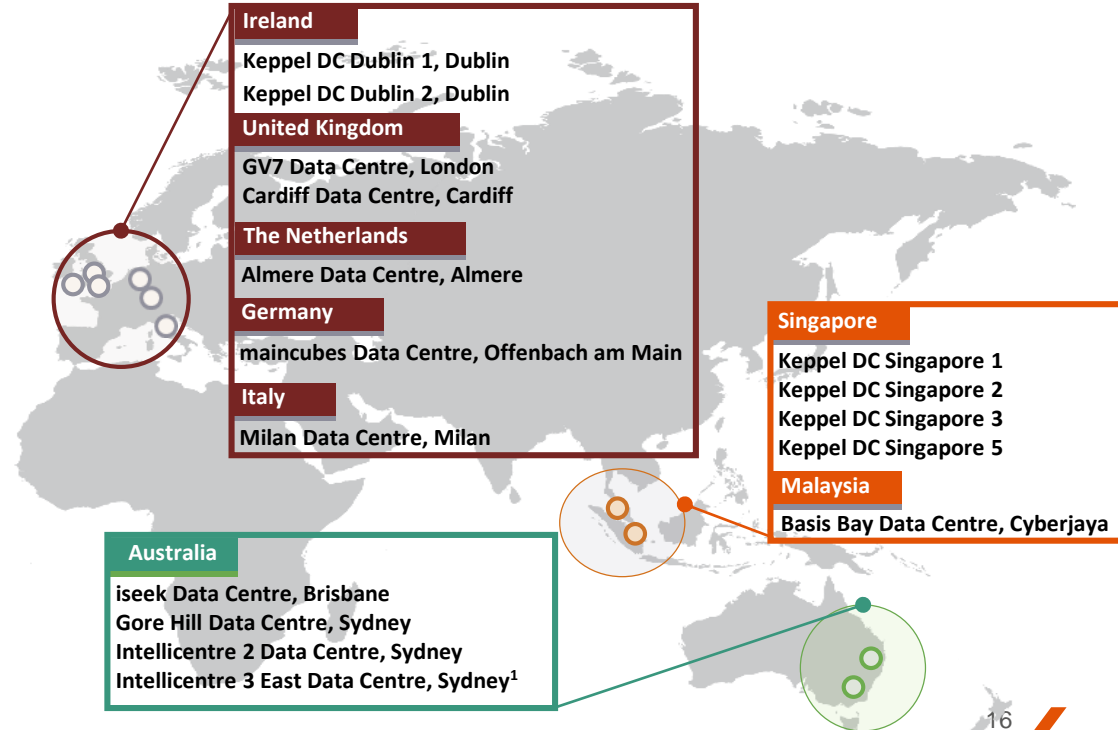
- Data centre demand supported by the strong growth in data creation and storage requirements
- Take-up from hyperscale cloud players remain strong¹
- The development and adoption of new technologies will continue to support the digitalisation wave

Positioned For Growth

The Manager will continue to strengthen Keppel DC REIT's presence and position it to capitalise growth opportunities in the data centre industry

Investment merits

- ✓ Proxy to fast-growing data centre sector
- ✓ Resilient income stream
- ✓ Focused investment strategy
- ✓ Prudent capital management



1. Construction expected to be completed in 2020.

Committed to Deliver Value

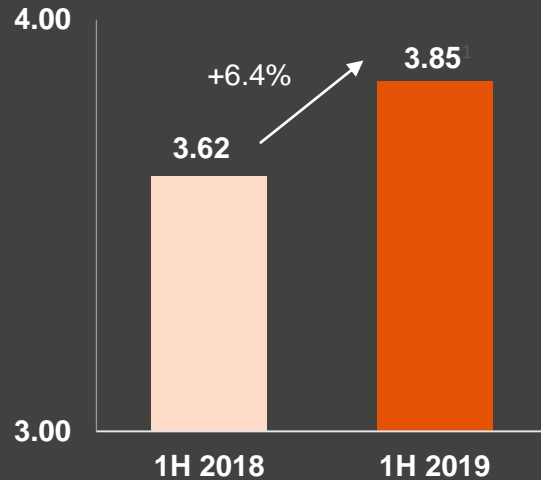
- **Vision:** To be the preferred data centre real estate investment trust, serving as a trusted partner to our stakeholders.
- **Mission:** Guided by the Keppel Group's operating principles and core values, we will create value for our investors by growing a quality portfolio of data centre assets that generates sustainable returns.



Additional Information

Distributable Income

Distribution Per Unit (cents)



(\$'000)	2Q 2019	2Q 2018	+/(-) %	1H 2019	1H 2018	+/(-) %
Distributable Income to Unitholders	27,246	23,079	+18.1	54,353	43,946	+23.7
<u>Comprising</u>						
Gross Revenue	47,460	41,927	+13.2	95,493	79,935	+19.5
Property Expenses	(4,200)	(3,852)	+9.0	(9,003)	(7,772)	+15.8
Net Property Income	43,260	38,075	+13.6	86,490	72,163	+19.9
Distribution per Unit¹ (DPU) (cents)	1.93	1.82	+6.0	3.85	3.62	+6.4
Distribution Yield² (%)				4.61	4.34	+27 bps

1. Exclude Capex Reserves set aside for Keppel DC Singapore 3 and Keppel DC Singapore 5.
2. Annualised and computed based on 2Q 2019 closing price of \$1.670.

Balance Sheet Highlights

(\$'000)	As at 30 Jun 2019	As at 31 Dec 2018	+ / (-) %
Investment Properties	2,033,589	2,028,672	+0.2
Total Assets	2,265,231	2,259,144	+0.3
Gross Borrowings ¹	701,026	673,952	+4.0
Total Liabilities	797,340	783,150	+1.8
Unitholders' Funds	1,436,536	1,444,839	(0.6)
Units in Issue ('000)	1,352,121	1,351,578	-
Net Asset Value (NAV) per Unit (\$)	1.06	1.07	(0.9)
Unit Price (Closing price of last trading day) (\$)	1.670	1.350	+23.7
Premium to NAV (%)	+57.5	+26.2	+31.3 pp










1. Gross borrowings relates to borrowings drawn down from loan facilities and the medium term note programme.

Aggregate Leverage

(\$'000)	As at 30 Jun 2019	As at 31 Dec 2018	+ / (-) %
Investment Properties¹ <i>(excluding lease liabilities commitments)</i>	2,000,878	1,995,206	+0.3
Deposited Properties¹ <i>(excluding lease liabilities commitments)</i>	2,200,259	2,187,396	+0.6
Gross Borrowings + Deferred Payment	701,026	673,952	+4.0
Aggregate Leverage²	31.9%	30.8%	+ 110 bps

1. Investment properties relates to carrying value and deposited properties relates to total assets as stipulated in the Property Fund Appendix in CIS Code, without considering lease liabilities pertaining to land rent commitments.
2. Aggregate Leverage was computed based on gross borrowings as a percentage of the deposited properties (Note 1). Taking into consideration lease liabilities pertaining to land rent commitments, the Aggregate Leverage will be 32.9% (2018: 31.9%).

Portfolio Overview (as at 30 Jun 2019)

Asia Pacific	Location	Interest	Attributable lettable area (sq ft)	No. of clients ¹	Occupancy rate (%)	Valuation ² (\$m)	Lease type	WALE (years)	Land lease title
 Keppel DC Singapore 1	Singapore	100%	109,721	17	86.9	287.0	Keppel lease / Colocation	2.8	Leasehold (Expiring 30 Sep 2025, with option to extend by 30 years)
 Keppel DC Singapore 2	Singapore	100%	38,090	4	100.0	169.0	Keppel lease / Colocation	2.1	Leasehold (Expiring 31 Jul 2021, with option to extend by 30 years)
 Keppel DC Singapore 3	Singapore	90%	49,433	2	100.0	231.3	Keppel lease / Colocation	2.9	Leasehold (Expiring 31 Jan 2022, with option to extend by 30 years)
 Keppel DC Singapore 5	Singapore	99%	97,781	3	84.2	316.8	Keppel lease / Colocation	2.3	Leasehold (Expiring 31 Aug 2041)
 Basis Bay Data Centre	Cyberjaya, Malaysia	99%	48,193	1	63.1	27.7	Colocation	3.0	Freehold
 Gore Hill Data Centre	Sydney, Australia	100%	90,955	3	100.0	196.2	Triple-net (Shell & core) / Colocation	5.9	Freehold
 Intellicentre 2 Data Centre	Sydney, Australia	100%	87,930	1	100.0	51.0	Triple-net (Shell & core)	16.1	Freehold
 iseek Data Centre	Brisbane, Australia	100%	12,389	1	100.0	32.9	Double-net ³ (Fully-fitted)	7.0	Leasehold (Expiring 29 Sep 2040, with option to extend by 7 years)
 Intellicentre 3 East Data Centre ⁴ (under development)	Sydney, Australia	100%	Min. 86,000	1	100.0 ⁴	A\$26.0-A\$36.0m (development costs)	Triple-net (Shell & core)	20.0 ⁴	Freehold






1. Certain clients have signed more than one colocation arrangement using multiple entities.

2. Based on respective independent valuations and respective ownership interests as at 31 Dec 2018.

3. Keppel DC REIT has in place the iseek Lease with the client of iseek Data Centre. While the iseek Lease is called a colocation arrangement, the terms are structured as effectively equivalent to a double-net lease.

4. This development is expected to be completed in 2020 and is excluded from the portfolio's asset under management; Facility will be fully leased to Macquarie Telecom upon completion.

Portfolio Overview (as at 30 Jun 2019)

Europe	Location	Interest	Attributable lettable area (sq ft)	No. of clients ¹	Occupancy rate (%)	Valuation ² (\$m)	Lease type	WALE (years)	Land lease title	
	Cardiff Data Centre	Cardiff, United Kingdom	100%	79,439	1	100.0	64.9	Triple-net (Shell & core)	12.0	Freehold
	GV7 Data Centre	London, United Kingdom	100%	24,972	1	100.0	63.0	Triple-net (Fully-fitted)	7.6	Leasehold (Expiring 28 Sep 2183)
	Almere Data Centre	Almere, Netherlands	100%	118,403	1 ³	100.0	137.6	Double-net (Fully-fitted)	9.2	Freehold
	Keppel DC Dublin 1	Dublin, Ireland	100%	68,118	19	61.8	76.0	Colocation	1.7	Leasehold ⁴ (Expiring 11 Apr 2041)
	Keppel DC Dublin 2	Dublin, Ireland	100%	25,127	4	90.7	103.8	Colocation	9.0	Leasehold (Expiring 31 Dec 2997)
	Milan Data Centre	Milan, Italy	100%	165,389	1	100.0	56.7	Double-net (Shell & core)	8.5	Freehold
	maincubes Data Centre	Offenbach am Main, Germany	100%	97,043	1	100.0	134.1	Triple-net (Fully-fitted)	13.8	Freehold

1. Certain clients have signed more than one colocation arrangement using multiple entities.

2. Portfolio AUM is based on respective independent valuations and respective ownership interests as at 31 Dec 2018.

3. Keppel DC REIT, through its wholly-owned subsidiary has entered into the Ground Lease with Borchveste. With the Ground Lease in place, the lease with the underlying client becomes conceptually similar to a sub-lease, with Borchveste being (i) the leasehold client of KDCR Almere B.V. and (ii) the lessor to the underlying client.

4. On 14 Mar 2018, Keppel DC REIT entered into a contract to acquire the remainder of the 999-year (from 1 Jan 2000) leasehold land interest in Keppel DC Dublin 1. Legal completion of the acquisition is expected in 1H 2020.

Overview of Lease Arrangements

Asia Pacific

Property	Lease Arrangement	Description	Responsibilities of Owner			
			Property Tax	Building Insurance	Maintenance Opex	Refresh Capex
Keppel DC Singapore 1	Keppel lease ¹ / Colocation ³	<ul style="list-style-type: none"> Client: Pays rent Owner: Bears all expenses; responsible for facilities management 	✓	✓	✓	✓
Keppel DC Singapore 2	Keppel lease ¹ / Colocation ³	<ul style="list-style-type: none"> Client: Pays rent Owner: Bears all expenses; responsible for facilities management 	✓	✓	✓	✓
Keppel DC Singapore 3	Keppel lease ² / Colocation ³	<ul style="list-style-type: none"> Client: Pays rent Owner: Bears all expenses; responsible for facilities management 	✓	✓	✓	✓
Keppel DC Singapore 5	Keppel lease ² / Colocation ³	<ul style="list-style-type: none"> Client: Pays rent Owner: Bears all expenses; responsible for facilities management 	✓	✓	✓	✓
Basis Bay Data Centre	Colocation ³	<ul style="list-style-type: none"> Client: Pays rent; responsible for facilities management Owner: Bears pre-agreed facilities management amount, insurance and property tax 	✓	✓	✓	✓
Gore Hill Data Centre (for one client)	Triple-net lease	<ul style="list-style-type: none"> Client: Pays rent and all outgoings; responsible for facilities management in their space 	-	-	-	-
Gore Hill Data Centre (for two clients)	Colocation Arrangement ⁴	<ul style="list-style-type: none"> Client: Pays rent Owner: Bears all expenses; responsible for facilities management 	✓	✓	✓	✓
Intellicentre 2 Data Centre	Triple-net lease	<ul style="list-style-type: none"> Client: Pays rent and all outgoings; responsible for facilities management 	-	-	-	-
iseek Data Centre	Double-net lease ⁴	<ul style="list-style-type: none"> Client: Pays rent and all outgoings except building insurance; responsible for facilities management 	-	✓	-	✓
Intellicentre 3 East Data Centre ⁵ (under development)	Triple-net lease	<ul style="list-style-type: none"> Client: Pays rent and all outgoings except building insurance and property tax; responsible for facilities management 	-	-	-	-

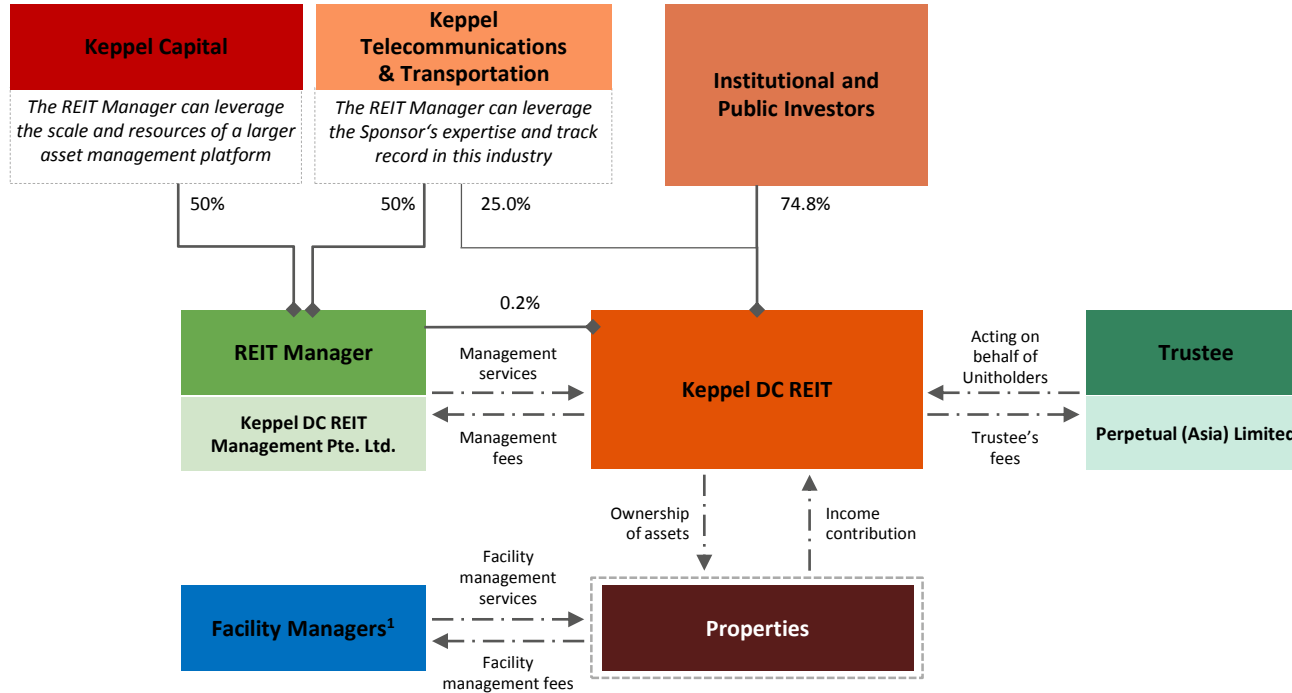
Overview of Lease Arrangements

Europe

Property	Lease Arrangement	Description	Responsibilities of Owner			
			Property Tax	Building Insurance	Maintenance Opex	Refresh Capex
Cardiff Data Centre	Triple-net lease	■ Client: Pays rent and all outgoings; responsible for facilities management	-	-	-	-
GV7 Data Centre	Triple-net lease	■ Client: Pays rent and all outgoings; responsible for facilities management	-	-	-	-
Almere Data Centre	Double-net lease	■ Client: Pays rent and all outgoings except building insurance and property tax; responsible for facilities management	✓	✓	-	-
Keppel DC Dublin 1	Colocation ^{3,6}	■ Client: Pays rent ■ Owner: Bears all expenses; responsible for facilities management	✓	✓	✓	✓
Keppel DC Dublin 2	Colocation ^{3,6}	■ Client: Pays rent ■ Owner: Bears all expenses; responsible for facilities management	✓	✓	✓	✓
Milan Data Centre	Double-net lease	■ Client: Pays rent and all outgoings except building insurance and property tax; responsible for facilities management	✓	✓	-	-
maincubes Data Centre	Triple-net lease	■ Client: Pays rent and all outgoings; responsible for facilities management	-	-	-	-

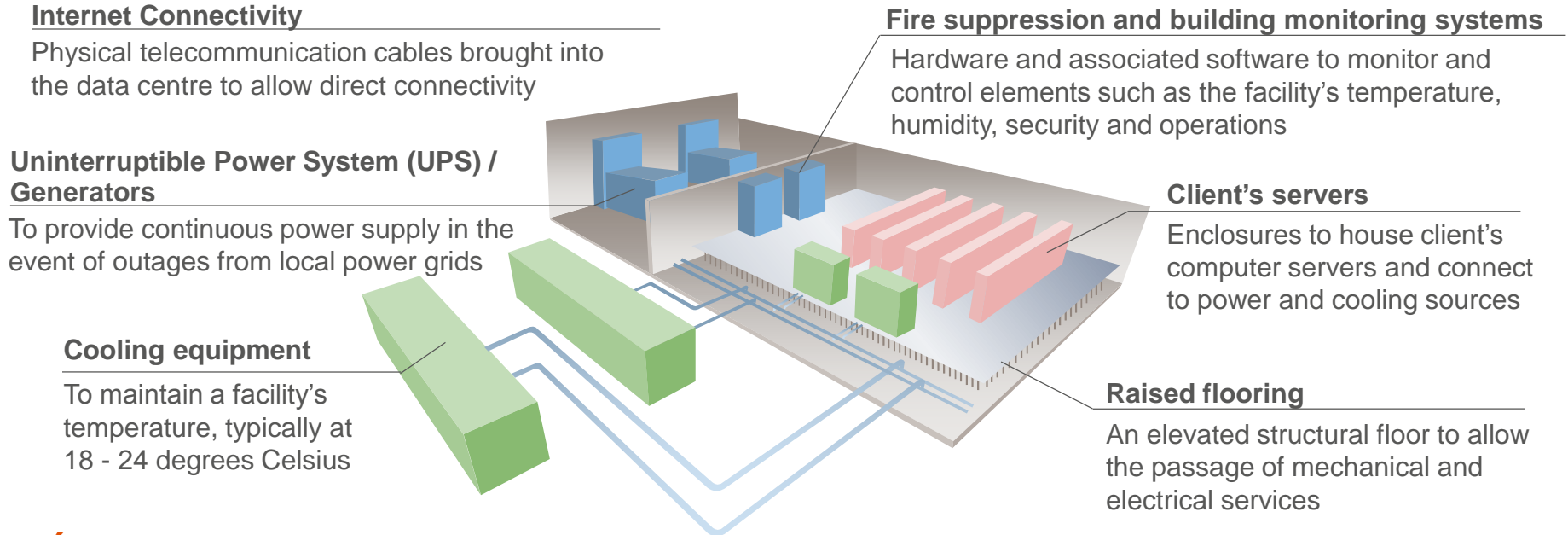
1. Refers to the leases entered into by Keppel DC REIT with the Keppel lessees (Keppel DC Singapore 1 Ltd and Keppel DC Singapore 2 Pte Ltd) in relation to Keppel DC Singapore 1 and Keppel DC Singapore 2 respectively. However, due to the pass-through nature of the Keppel leases, Keppel DC REIT will substantially enjoy the benefits and assume the liabilities of the underlying colocation arrangements between Keppel lessees and the underlying clients.
2. Refers to the lease entered into by Keppel DC Singapore 3 LLP and Keppel DC Singapore 5 LLP with the Keppel lessee (Keppel DCS3 Services Pte Ltd) in relation to Keppel DC Singapore 3 and Keppel DC Singapore 5 respectively. However, due to the pass-through nature of the Keppel lease, Keppel DC REIT will substantially enjoy the benefits and assume the liabilities of the underlying colocation arrangement between Keppel lessee and the underlying client.
3. Colocation arrangements are typically entered into by end-clients who utilise colocation space for the installation of their servers and other mission critical IT equipment. Keppel DC REIT is usually responsible for facilities management in respect of such colocation arrangements, except in the case of Basis Bay Data Centre where the client is responsible for facilities management.
4. Keppel DC REIT has in place the iseek Lease with the client of iseek Data Centre. While the iseek Lease is called a colocation arrangement, the terms thereof are structured as effectively equivalent to a double-net lease.
5. This development is expected to be completed in 2020 and is excluded from the portfolio's assets under management; Facility will be leased to Macquarie Telecom upon completion.
6. Keppel DC REIT has in place colocation arrangements with the clients of Keppel DC Dublin 1 and Keppel DC Dublin 2.

Keppel DC REIT Structure



What is a Data Centre?

- Facilities that house servers and network equipment, supporting clients' critical business operations
- Requires technical expertise and intricate understanding of the industry and clients' needs



Thank You